

TOWN OF EDISTO BEACH Annual Budget 2018-19



Table of Contents

Mayor	5
Town Council	5
Organizational Chart.....	6
Vision Statement	7
Mission Statement	7
Town Goals	8
Short Term Factors and Budget Guidelines.....	10
Basis of Budgeting	12
List of Funds	14
Current Budget Initiatives	16
Develop a Balanced Budget.....	16
Recognize and Reward Employees.....	16
Maintain Level of Services Expected	18
Regionalization/Privatization/Grants	18
Millage rate	19
Financial Information and Policies	21
Fund Balance	21
Banking.....	21
Investments.....	21
Interest.....	21
Capitalization.....	21
General Fund Revenues.....	21
Where does the money come from?	21
Property Taxes	29
Franchise Fees	29
Lease Agreements.....	30
Local Government Fund.....	30
Municipal Court Fines	31
General Fund Expenditures	32
Purpose.....	32
General Fund Service Changes.....	42
Capital Projects	42
General Fund Capital Improvement Plan	47
General Fund Debt	57
Debt (General Fund).....	57
Special Funds	57
State Accommodations Fund	57
*Pending legislation	Error! Bookmark not defined.
Alcohol Permit Fund.....	58
Local Accommodations Fund	59
Hospitality Fund	60
General Vehicle/Equipment Fund.....	61
Utility Vehicle/Equipment Fund.....	62
Water System Renewal and Replacement Fund.....	62
Sewer System Renewal and Replacement Fund.....	62
Firefighter’s Insurance and Inspection Fund.....	63

Volunteer Firefighter Fund.....	64
Sewer Fund.....	72
Sewer Fund Revenues.....	73
Sewer Fund User Fees.....	74
Sewer and Water Capital Improvement Plan	81
Debt (Enterprise Fund)	82
Debt (Enterprise Fund).....	82
Miscellaneous.....	83
Beach Nourishment.....	83
Water Improvement Project.....	85
Hurricane Matthew.....	85
Hurricane Irma	87
Budget Highlights	90
Budgets	90
General Fund Revenues:	90
General Fund Expenditures:.....	90
General Fund Service Changes.....	90
Capital Projects	90
Prior Year Funds Accrued Prior Year Funds	90
General Fund & Special Appropriations:.....	91
Water Fund	91
Sewer Fund.....	91
Water and Sewer Fund Capital Improvements, New Services, Other	91
Table 1. Budget Comparison	10
Table 2. List of Funds	14
Table 3. Grant Funding	18
Table 4. Millage Bank	19
Table 5. General Fund Revenue (Increase/Decrease)	26
Table 6. General Fund Expenditures (Increase/Decrease)	33
Table 7. General Fund Service Changes	42
Table 8. General Fund Capital Improvements.....	42
Table 9. General Fund Department Budget Comparison Graph	43
Table 10. General Fund Department % Change	43
Table 11. General Fund Salaries	46
Table 12. ATAX Budget Comparison.....	58
Table 13. ATAX Budget	58
Table 14. Alcohol Permitting Tax Budget Comparison.....	59
Table 15. Alcohol Permitting Tax Budget	59
Table 16. Local Accommodations Tax Budget Comparison	60
Table 17. Local Accommodations Tax Budget.....	60
Table 18. Hospitality Tax Budget Comparison.....	61
Table 19. Hospitality Tax Budget.....	61
Table 20. General Fund Vehicle Equipment Fund Budget.....	61
Table 21. Utilities Vehicle Equipment Budget	62
Table 22. Water R&R Budget.....	62
Table 23. Sewer R&R Budget.....	63

Table 24. Water Rates 65

Table 25. Water Fund Revenues (Increase/Decrease) 66

Table 26. Water Fund Expenditures (Increase/Decrease)..... 68

Table 27. Water Fund Budget Highlights..... 72

Table 28. Sewer Fund Revenues (Increase/Decrease) 73

Table 29. Sewer Fund Expenditures (Increase/Decrease)..... 76

Table 30. Sewer Fund Budget Highlights..... 80

Table 31. Utilities Capital Improvement Plan..... 81

Table 32. 2017 Bond Distributions 82

Table 33. Beach Nourishment Expenditures 84

Table 34. Hurricane Matthew Expenditures 86

Table 35. Hurricane Irma Damages 88

Figure 1. Assessments 11

Figure 2. Cost of Living versus Inflation..... 17

Figure 3. Historical Millage Rates 20

Figure 4. Historical Tax Rates 20

Figure 5. Revenue Streams..... 22

Figure 6. Unadjusted Revenue Sources..... 23

Figure 7. Adjusted Revenue Sources 24

Figure 8. Growth in Revenue..... 25

Figure 9. Revenue Trends 25

Figure 10. Property Tax Graph 29

Figure 11. Franchise Fee Graph 30

Figure 12. State Aid Graph 31

Figure 13. Municipal Court Fines Graph..... 32

Figure 14. Civic Center Revenues 64

Figure 15. Water Fund Budget Comparison 71

Figure 16. Water Fund Budget Graph 72

Figure 17. Sewer Fund Budget Comparison Graph 79

Figure 18. Sewer Fund Budget Graph..... 80

Town of Edisto Beach, South Carolina

Mayor



Jane S. Darby

Town Council



**Mayor Pro Tempore
Crawford Moore**



**Council
Susan Hornsby**



**Council
Jerome Kizer**



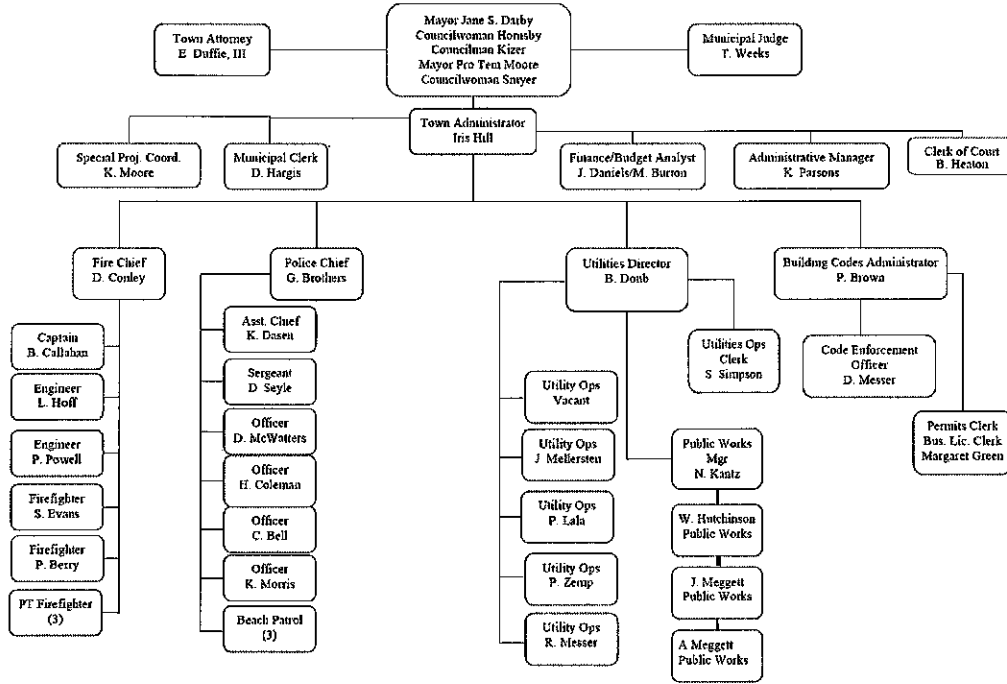
**Council
Patti Smyer**

Organizational Chart

Town of Edisto Beach

ORGANIZATIONAL CHART

06/09/2018



Vision Statement

The VISION of the Town of Edisto Beach is to maintain Edisto Beach as a family sanctuary.

Mission Statement

The MISSION of the Town of Edisto Beach is to enhance and maintain Edisto's reputation as a family-oriented, vacation destination while accomplishing the following goals:

Town Goals





June 30, 2018

The Honorable Jane S. Darby
Members of the Town Council
Town of Edisto Beach
2414 Murray Street
Edisto Beach, South Carolina 29438

RE: Budget Transmittal Letter

Dear Mayor and Town Council Members:

It is a pleasure to present to the citizens of Edisto Beach, members of Town Council and other interested readers the fiscal year 2018-19 operating budget for the Town of Edisto Beach. The Town remains in excellent financial condition; however, impacts from outside influences such as repetitive storm events and unfunded mandates (pension liabilities) suggest we proceed with caution.

The budget for all funds is \$7,113,949 including a General Fund budget of \$5,123,452. This represents an overall budgetary increase of \$138,316 (1.98%) and a General Fund decrease of \$266,328 (-4.9%) from the amended FY 2017-18 operating budget.

During the reassessment year (FY2017-18), the millage was rolled forward from 20.71 to 23.44 mills. The reassessment is a process required by State law (§12-7-251) to determine the change in market value of property over a certain period of time in order to provide equity among taxpayers. Reassessment is a revaluation of real estate. The rollback millage is calculated by dividing the prior year property taxes levied as adjusted by abatements and additions by the adjusted total assessed value applicable in the year the values derived from a countywide equalization and reassessment program are implemented. This amount of assessed value must be adjusted by deducting assessments added for property or improvements not previously taxed, for new construction, for renovation of existing structures, and assessments attributable to increases in value due to an assessable transfer of interest.

The budget does not include a millage adjustment. The current and proposed millage rate remains at 23.44. Real property assessments are \$50,767,530. One mill equals \$50,767.

Table 1. Budget Comparison

	General Fund	Water Fund	Sewer Fund	Civic Center	Total
FY 2009-10 Actual	\$3,122,271	\$725,247	\$536,549	\$0	\$4,384,067
FY 2010-11 Actual	\$3,063,936	\$779,626	\$649,226	\$0	\$4,492,788
FY 2011-12 Actual	\$3,237,249	\$736,643	\$570,422	\$0	\$4,544,314
FY 2012-13 Actual	\$3,364,913	\$715,900	\$734,027	\$0	\$4,814,840
FY 2013-14 Actual	\$3,446,652	\$659,686	\$485,210	\$0	\$4,591,548
FY 2014-15 Actual	\$3,652,122	\$759,371	\$552,220	\$0	\$4,963,713
FY 2015-16 Actual	\$3,729,215	\$884,494	\$592,067	\$53,379	\$5,259,155
FY 2016-17 Actual	\$5,165,322	\$822,724	\$629,844	\$70,864	\$6,688,754
FY 2017-18 Amended	\$4,948,038	\$1,301,100	\$654,300	\$72,195	\$6,975,633
FY 2018-19 Proposed	\$5,123,452	\$1,264,000	\$654,300	\$72,197	\$7,113,949

The Amended FY 2017-18 budget was substantially higher than the original budget because of impacts and costs associated with residual projects from Hurricane Matthew and additional expenses from Hurricane Irma. The Town continues to work with FEMA on reimbursements, but no project worksheets have been generated for Hurricane Irma to date. It is unlikely that the state will reimburse the local share (25%) since the state has experienced three consecutive years of disasters.

In February 2018, the Council held a planning retreat to set goals to guide Town Services. These goals are listed on page 8. Other goals, not listed as the top priorities for the Town are developed as Departmental goals.

Short Term Factors and Budget Guidelines

The objectives of this budget are to preserve the current level of services while addressing the Town's long-range plans. Other significant assumptions are:

- ❖ **Conservative, but realistic projection of revenues and expenditures.** Conservative projections help ensure that adequate resources will be available to meet budgeted obligations. This is achieved through trend analysis that is reevaluated annually and adjusted by outside indicators, such as projected inflation, fuel costs, real estate markets, etc.
- ❖ **Unpredictable Inflation.** There continues to be no prediction regarding inflation so the Town utilizes the best information available to forecast inflationary impacts. The forecasted inflation rate for 2018-2019 is 2.0%.
- ❖ **Assessments.** According to the Colleton County Assessor, assessments declined.

We do continue to have properties that are undervalued as a residual effect from the way properties were assessed before the adoption of Act 388 (2006). Prior to Act 388, Colleton County placed the majority of a property's value on the structure and not on property. Although at the time this may have been an equitable way to assess properties, this inequity in valuation has resulted in properties being undertaxed. When a structure is destroyed and not rebuilt the property taxes based on the structure goes away. One example is a property in Wyndham where a structure was destroyed and never rebuilt and the taxes are \$14.00. There is no exception that would allow the values to be adjusted above 15% per year to correct these types of situations. Colleton County has since changed the way they handle valuation of property, but until a property changes hands or improvements are made the taxes on these properties remain understated.




Figure 1. Assessments (Real Property)

This is regulated by 12-37-3140(B) of the South Carolina code of law that limits reassessment increases in value to 15% within a 5-year period. However, under section 12-37-3130(1) additions and improvements are exempt from the 15% cap and will be added at the current market value. Some common additions and improvements are:

1. New construction
2. Reconstruction
3. Major additions to the boundaries of the property of a structure on the property
4. Remodeling
5. Renovation and rehabilitation including installation

Additions or improvements do not include minor construction or ongoing maintenance and repair of existing structures.

- ❖ **Annual Review of all significant fees.** Major fees are reviewed annually and adjusted as needed. The water rates were increased by 15% in 2017 and again this year to fund the 2017 Revenue Bond. The garbage contract will either need to be renegotiated for an additional 3 years or a new contract executed in 2019.
- ❖ **Wage adjustments.** Some wage adjustments were made to correct disparities in wages. Step increases for additional certifications (that are job applicable) are built in and management encourages staff to utilize continuing education. Additional adjustments need to be considered.
- ❖ **Employee benefits.** We are in the second year of a five-year adjustment in the South Carolina Retirement employer contribution rates. Rates are scheduled to increase 2% this

fiscal year to offset unfunded pension liabilities. The General Assembly has fully funded the second 1% increase in employer contributions for 2019.

- ❖ **Unfunded Pension Liability.** In FY 2017-18, the Town included an unfunded retirement liability of \$2,790,932 in its annual audit.
- ❖ **Continuity of Operations Planning (COOP).** To maintain continuity of operations, we have taken steps to train staff to replace employees who will be retiring or leave through attrition. Practices have also been implemented to cross train staff in numerous areas to maintain continuity of operations. The reorganization this year is the initial step needed to train for continuity of operations in administration.
- ❖ **Legislative Mandates.** The Town monitors all proposed and new legislation to assess impacts legislation may have on the Town. This year pension changes, a mandate to treat PTSD and provide psychiatric evaluations for law enforcement will impact the budget. Business license legislation continues to move forward and is currently being addressed.

Long Range goals are:

- ❖ **Increased demand for public safety services.** The Town continues to experience an upturn in the demand for public safety services. This may be a result of other coastal communities banning alcohol and restrictions of pets on the beach making Edisto Beach more desirable. As demand for these services increases, additional staffing will be necessary.
- ❖ **Beach Nourishment and Groin Lengthening.** The Beach Nourishment and Groin Lengthening project was completed in June 2017, but this infrastructure was damaged by Hurricane Irma. The Town anticipates repairing the groins and filing for erosion damages. We can ask for time extensions for up to two additional years regarding the erosion, in case the Town experiences additional erosion or decides to perform a spot nourishment.
- ❖ **Water Improvements.** The Town borrowed \$7,255,000 in 2017 for the water improvement project. Permitting is underway and construction is slated to be completed by June 2019.
- ❖ **Drainage.** Although the Town has a commitment from the SC Department of Transportation to correct a long-standing drainage issue on Myrtle Street, other drainage issues remain. The Town plans to have a hydrological drainage study conducted, so we have the tools to decide how to proceed in correcting other drainage issues. After three consecutive storms impacted the interior lagoons, these areas need to be managed to maintain flows.
- ❖ **Turtle Protection.** Turtle protection is a priority for Edisto Beach. This year we plan to implement initiatives to reduce turtle misorientations. This is being accomplished through an aggressive public education outreach program and through changes to the street lights utilized by the beach.

Basis of Budgeting

All of the funds are budgeted using the modified accrual basis of accounting. Modified accrual accounting recognizes revenues when they become measurable and available. Measurable means that the dollar value of the revenue is known. Available means that it is collectible within the current period or soon enough after the end of the current period to pay liabilities of the current period. For this purpose, the Town considers revenues to be available if they are collected within 30 days of the end of the current fiscal period. Expenditures generally are recorded when a liability is incurred. However, debt service expenditures, as well as expenditures related to compensated absences and claims and judgments, are recorded only when payment is due.

Proprietary fund types are accounted for based on the flow of economic resources measurement focus and use the accrual basis of accounting. Under this method, revenues are recorded at the time liabilities are incurred.

Funds are organized as major funds or non-major funds. A fund is considered major if it is the primary operating fund of the Town or meets the following criteria. 1) Total assets, liabilities, revenues or expenditures are at least 10% of the corresponding total for all funds of that category. 2) The same element of the individual governmental fund that met the 10% test is at least 5% of the corresponding total for all funds. 3) Any fund that the Town believes is particularly important may be reported as a major fund.

Table 2. List of Funds

Town of Edisto Beach				
List of Funds				
Fund	Fund Type	Description	Appropriated	In Budget
General	General	Accounts for activities related to the general operations of the Town.	Yes	Yes
Water	Enterprise	Accounts for operations that are financed in a manner similar to private business enterprises, where the intent is that costs of providing goods or services to the general public on a continuing basis be financed or recovered primarily through user fees. This accounts for activities related to the water system.	Yes	Yes
Sewer	Enterprise	Accounts for operations that are financed in a manner similar to private business enterprises, where the intent is that costs of providing goods or services to the general public on a continuing basis be financed or recovered primarily through user fees. This accounts for activities related to the sewer system.	Yes	Yes
Local Accommodations	Special Revenue	A governmental fund type used to account for and report the proceeds of specific revenue sources that are restricted or committed for specified purposes other than debt service or capital projects. This fund is restricted to tourism activities.	No	No
Hospitality Fee	Special Revenue	A governmental fund type used to account for and report the proceeds of specific revenue sources that are restricted or committed for specified purposes other than debt service or capital projects. This fund is restricted to tourism activities.	No	No
Water R&R	Special Revenue	Accounts for activities related to the renewal and replacement of the water system and is used for repairs to or the replacement or renewal of capital assets of the water system.	No	No
Sewer R&R	Special Revenue	Accounts for activities related to the renewal and replacement of the sewer system and is used for repairs to or the replacement or renewal of capital assets of the sewer system.	No	No
ATAX 65% Fund	Special Revenue	A governmental fund type used to account for and report the proceeds of specific revenue sources that are restricted or committed for specified purposes other than debt service or capital projects. This fund is restricted to tourism activities.	No	No
Alcohol Permit Fund	Special Revenue	A governmental fund type used to account for and report the proceeds of specific revenue sources that are restricted or committed for specified purposes other than debt service or capital projects. This fund is restricted to tourism activities.	No	No

General Equip/Vehicle	Internal Service Fund	A proprietary fund type used to account for the financing of goods or services provided by one department or agency to other departments or agencies of a government, or to other governments on a cost-reimbursement basis.	No	No
Utilities Equip/Vehicle	Internal Service Fund	A proprietary fund type used to account for the financing of goods or services provided by one department or agency to other departments or agencies of a government, or to other governments on a cost-reimbursement basis.	No	No
Fire I & I	Special Revenue	A governmental fund type used to account for and report the proceeds of specific revenue sources that are restricted or committed for specified purposes other than debt service or capital projects. This fund is restricted to specified fire department activities such as retention.	No	No
Edisto Pride	Special Revenue	A governmental fund type used to account for and report the proceeds of specific revenue sources that are restricted or committed for specified purposes other than debt service or capital projects. This fund is restricted to litter awareness activities.	No	No
Volunteer Fire Dept.	Special Revenue	A governmental fund type used to account for and report the proceeds of specific revenue sources that are restricted or committed for specified purposes other than debt service or capital projects. This fund is restricted to fire related activities.	Yes	Yes
Civic Center	Special Revenue	A governmental fund type used to account for and report the proceeds of specific revenue sources that are restricted or committed for specified purposes other than debt service or capital projects. This fund is restricted to civic center activities.	Yes	Yes
Capital Project Sales Tax	Special Revenue	A governmental fund type used to account for and report the proceeds of specific revenue sources that are restricted or committed for specified purposes other than debt service or capital projects. This fund is restricted to beach nourishment activities.	Yes	Yes
Pooled Cash	Operating Reserve Fund	A governmental fund type used to account for and report the transfer of reserve funds from the Local Government Investment Pool to various other funds.	No	No

Current Budget Initiatives

- ❖ Develop a balanced budget
- ❖ Improve efficiency and effectiveness by optimizing utilization of employees and by recognizing and rewarding employees for their accomplishments
- ❖ Maintain level of services expected by residents, businesses and visitors
- ❖ Research and evaluate alternate funding opportunities to include grants, regionalization and public/private partnerships

Develop a Balanced Budget

By definition, a balanced budget means that total budgeted expenditures do not exceed budgeted revenues plus available fund balance. An important step in this process is comparing annual revenues with annual expenditures to ensure the annual expenditures do not exceed annual revenues. General Auditing practices require the general fund to have a reserve of two months operating budgeted expenses each year or \$853,907.

We have a balanced budget with an anticipated fund balance of \$3,247,734.

Recognize and Reward Employees

Edisto Beach, like other communities, experiences problems with recruitment and retention of qualified employees. Training new employees who leave after a year or two is costly and decreases the efficiency of the departments. Previously, the Town had provided unilateral merit and cost of living increases. This industry standard does not promote exceptional performance because average or poor performance is often rewarded the same as above average or exceptional performance.

The Town utilizes a pay for performance system which was implemented in FY 2010-11. Employees who excel in performance are reviewed annually for salary adjustments. Adjustments are not unilateral, but based on numerous factors including job performance, certifications, achievements, etc. Salary adjustments for performance are included in this budget. Although this program has been implemented, the Town continues to experience high turn-over.

Employees who provide exceptional service are also recognized with Starfish Awards. Three Starfish Awards equals one day off.

A cost of living (COLA) allowance was provided in 2017. A (COLA) will be reviewed in February during the budget adjustment process. The graph below shows a snapshot of cost of living increases compared to inflation.

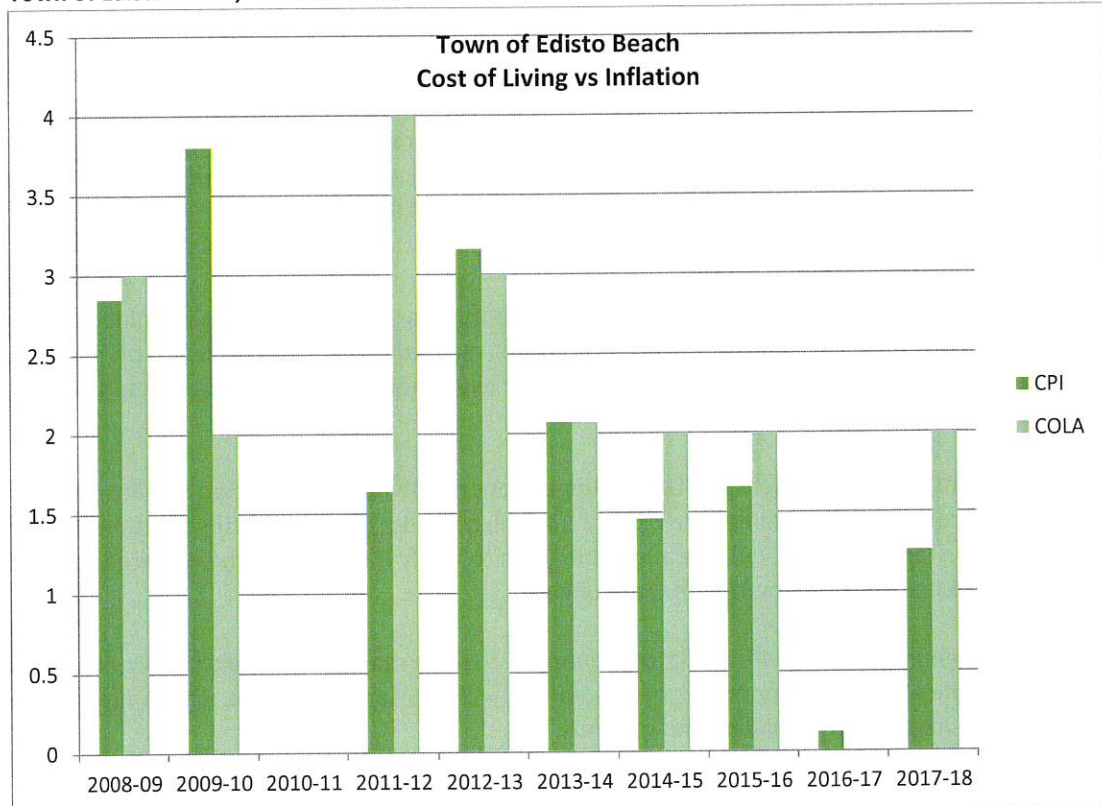


Figure 2. Cost of Living versus Inflation

The Town of Edisto Beach offers a competitive benefits package. All full-time employees receive 100% employer paid health, dental, life and long-term disability insurance. Beginning in July 2016, employees were also provided with coverage from Air Med Care. In January 2019, it is anticipated that health insurance costs will increase by 8.1% to \$528.00/monthly. The rate increases are not provided to the Town until August 2018. In addition, full-time employees can purchase dependent healthcare. The Town also offers other elective insurance options for employees such as short-term disability, cancer policies, etc.

The Town provides pension benefits for all of its full-time employees through a traditional, joint-contributory, defined benefit plan in the state-wide South Carolina Retirement System. The SCRS provides members a guaranteed monthly pension based on a formula that includes the member’s average final compensation, years of service and benefit multiplier of 1.82 percent. Employees’ deposit 9% (SCRS) or 9.75% (PORS) tax deferred of gross pay and a member is vested after 8 years. Employees hired before July 1, 2012 are vested in 5 years. Typically, members can retire at age 65 with 5 years of service. Police and fire can retire at age 55. The employer contribution increased from 13.56% to 14.56% for employees in the South Carolina Retirement System and from 16.04% to 17.24% for employees in the Police Officers Retirement System. Employees can also defer pay into a 401K or 457 cafeteria plans. The Town matches 25% of the employee’s participation in the 401K plan up to a maximum amount of \$130.00 bi-weekly.

Other benefits include fifteen paid holidays, 12 days of paid sick leave and accrued, paid annual leave based on years of service, paid jury duty, and bereavement leave for all full-time employees.

The Town keeps citizens and visitors updated on events and news happening on Edisto Beach through social media. The Town is constantly monitoring the pulse of Edisto Beach through social media to determine what services are needed and where improvements can be made. Social Media and Code Red are critical components during severe weather events and are utilized to keep residents apprised of emergency situations and support services.

Regionalization/Privatization/Grants

Staff continues to search for additional revenue sources or cost reductions to minimize the number of tax and fee adjustments required to maintain the current level of services. Regionalization and privatization are two commonly used methods of reducing costs; however, these do not come without challenges.

The Town continues to partner with Ocean Ridge Property Owner’s Association to partially fund a police officer position obtained in FY2012-13 which funds \$37,500 of the position. Global Positioning Systems in police vehicles allow the Town to verify it is meeting the required amount of patrol time per the agreement with Ocean Ridge.

The Town began partnering with Colleton County in 2016 to manage the Civic Center. Colleton County provides financial support in the amount of \$47,085 for this service. These funds have been used to maintain the building and grounds.

Charleston County continues to financially support litter removal on Highway 174 between the McKinley Washington Bridge and the causeway. This commitment saves the Town approximately \$12,400 annually. This service is contracted out and is being provided by Wright4u services.

Although the budget relies heavily on property taxes, the Town has varied revenue sources. Historically, grant funding has been utilized to maximize funds and reduce the reliance on property taxes for special needs or projects such as beach access and park improvements and continues to be aggressively pursued by all Departments.

After Hurricane Matthew, the State offered grant funding for additional mosquito control services. The Town was successful in obtaining a grant for \$2,216.00 from the Department of Health and Environmental Control to purchase additional mosquito control chemicals. Although these funds have been expended, we are participating in the State’s Zika virus monitoring program. Because of the concern of mosquito-borne diseases, the Town is researching aerial treatment of adult mosquitoes.

Obtaining a funding commitment for the Myrtle Street Project has been a long and arduous process. Although the Town was not successful in obtaining a \$548,456 Federal Emergency Management Agency Hazard Mitigation Grant, the South Carolina Department of Transportation committed the funds to complete the project. The project was awarded in May 2018 with construction to follow most likely in early fall.

Table 3. Grant Funding

Dept.	Funding Agency	Item	Amount	Match
*Adm	FEMA	Hurricane Irma Damages	1,470,697	490,232
*Adm	SCDOT	Myrtle Street Drainage	1,236,531	0
*Adm	CTC	Myrtle Street Drainage	250,000	0

Total

2,957,228 | 490,232

*Awarded

Millage rate

There is no increase in 23.44 millage rate in this budget. Section 6-1-320 of the South Carolina Code of Laws establishes millage caps for local governing bodies equal to the increase in the average of the twelve-monthly consumer price indexes for the most recent twelve-month period consisting of January through December of the preceding calendar year, plus, beginning in 2017, the percentage increase of the population of the entity for the previous year as determined by the Division of Research and Statistics of the SC Budget and Control Board. The consumer price index was 2.13% from Calendar Year 2017 to Calendar Year 2018. The population of Edisto Beach increased by 0%. Adding these two components together yields a millage cap of 2.13% for the Town of Edisto Beach. Although South Carolina Code sets a “hard cap” on millage increases, a three-year, “look back” provision was added to the millage rate cap in §6-1-320. This allows the Town to increase the millage, as allowed but not previously imposed for the three property tax years preceding the year to which the current limit applies. The millage rate limitation can also be suspended and increased by 2/3 vote of the Town as allowed by SC Code 6-1-320. This rate is being banked for future use. Below is a table showing the millage bank.

Table 4. Millage Bank

Fiscal Year	Prior Year Millage	% Average CPI	% Population Growth	Allowable Annual % increase of millage rate	Millage Bank Used	Millage Bank Balance
FY 11-12	18.65	1.64	0	1.64	0	1.64
FY 12-13	19.53	3.16	0	3.16	-4.71	.09
FY 13-14	19.53	2.07	0	2.07	0	2.16
FY 14-15	20.23	1.46	0	1.46	-3.58	.04
FY 15-16	20.23	1.62	0.73	2.35	0	2.39
FY 16-17	20.23	0.2	0.24	0.36	-2.39	0.36
FY 17-18	20.71	1.26	0.72	1.98	0	2.34
FY 18-19	23.44	2.13	0.00	2.13	0	4.47

When thinking about property taxes, you need to understand the millage rate. The millage rate is a simple ratio of a dollar to each thousand dollars of the property's value. A millage rate means that it is one-thousandth of the value. Millage rates differ among towns, cities and counties and are officially set by that governing body.

An example of the property tax calculation for a \$550,000 owner-occupied home in the Town is:

Market Value	\$550,000
X Assessment Ratio.....	X 4%
Assessed Value	\$22,000
X millage rate	X 0.02344
<hr/> Town Taxes	<hr/> \$515.68

This would be the amount paid to the Town for all the services provided to residents and visitors such as fire, police, building inspections, parks and recreation and public works.

Historical millage rates are shown in the graph below.

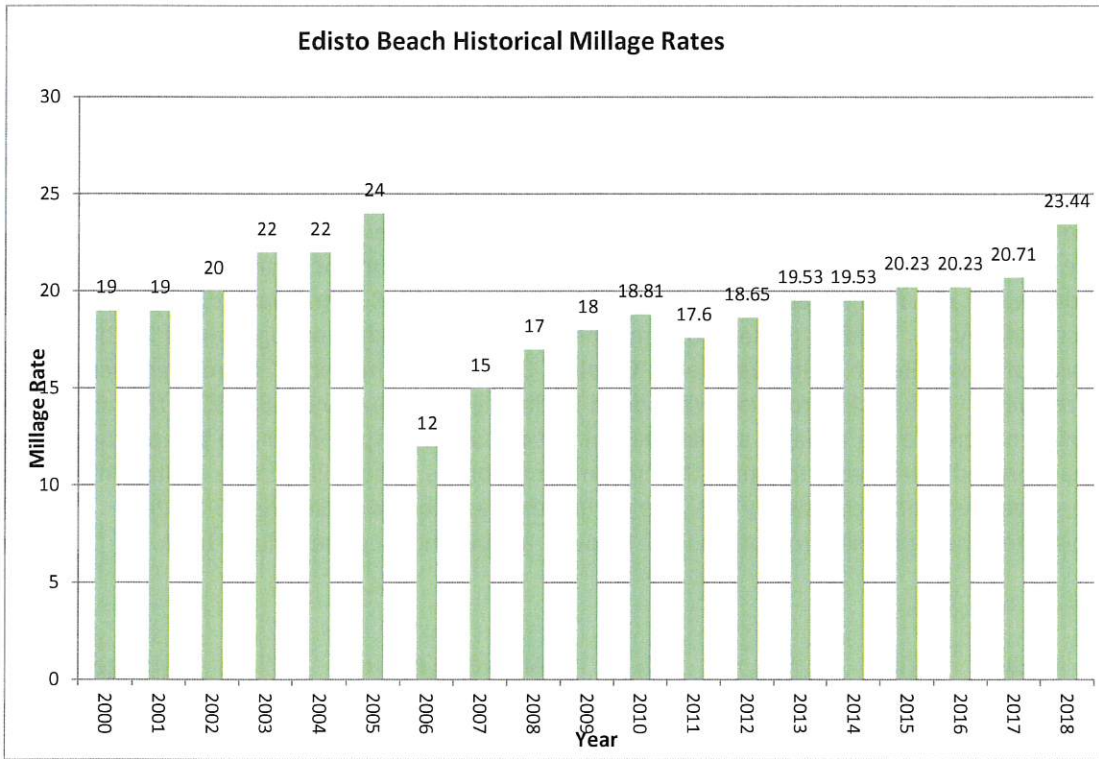


Figure 3. Historical Millage Rates

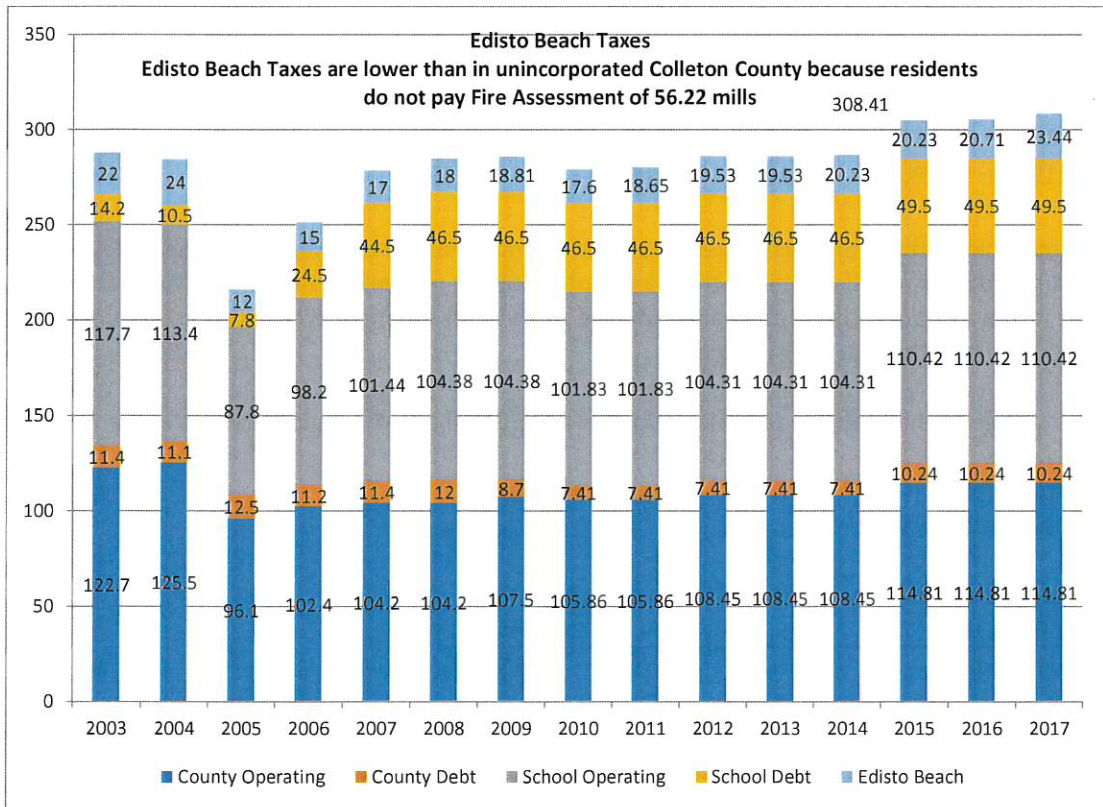


Figure 4. Historical Tax Rates

Financial Information and Policies**Fund Balance**

In August 2012, Council passed a General Fund Balance Policy. This policy requires the Town maintain two months operating in general fund balance. The Town is in compliance with this policy with a balance of \$853,907. The fund balance as of March 30, 2018 is \$3,253,019.

Banking

The Town's financial institution is Enterprise Bank and their contract was renewed in 2015. For deposits in the Town's financial institution, there is a risk that, in the event of a bank failure, the Town's deposits might not be recovered. The Town has a policy for custodial credit risk. According to the Town's agreement with Enterprise Bank, all of our funds are insured.

Investments

The Town adopted an investment policy in June 2010. Edisto Beach conservatively invests and only utilizes the Local Government Investment Pool and Certificates of Deposits. Investments in the amount of \$7,416,228 are invested in the South Carolina Local Government Investment Pool (LGIP). These funds are not evidenced by securities that exist in physical or book-entry form. They are not exposed to custodial credit risk. There are no Certificates of Deposit. The Town has an option of investing funds for a higher rate of return, but this has an associated risk.

Interest

The current interest rate on the Town's checking account ranges from 0.05% to 0.1002% depending on type of account. The local government investment pool (LGIP) interest rate is 1.8793% above last year's rate of 1.1032%. The rate in 2008 was 2.8%.

Capitalization

Town Council adopted a capitalization policy in January 2010 that defines the recording of general infrastructure assets and the depreciation of general capital assets in compliance with GASB 34.

General Fund Revenues**Where does the money come from?**

The operating and capital budgets are financed by revenue sources identified in the following figures. Total projected revenues for FY 2018-19 are \$5,123,452, a 4.9% decrease from the FY 2017-18 amended budget. This revenue decrease is deceptive because the FY 2017-18 amended budget contained \$500,000 in prior year funds to pay for Hurricane Irma damages. If this increase is removed, the revenue stream still decreased, but only slightly, due to one-time use of prior year funds. All other revenues remained fairly consistent. This year local accommodations general fund of \$100,000 and Hospitality General Fund are included and are restricted to support tourism, public safety and public works.

Several methods are used to forecast the individual revenue sources used to finance local government. The sources producing the most revenue are modeled using time series statistical programs. The results are modified based on current and projected economic trends, and views of experts as conveyed in local, state, and national publications. When forecasting the secondary sources, extrapolation of trends is used, and in the case of stable sources, the current fiscal year estimate is carried over in the next fiscal year. A final method is the "Delphi" approach. Town staffs responsible for managing a program that generates revenue are asked their opinion of revenue growth rates. Often the initial amounts are modified after discussions with staff and evaluation of external influences.

The Town revenue sources are provided from taxes on real, personal and vehicle property; business licenses; permits; fees; charges for services; and other miscellaneous collections.

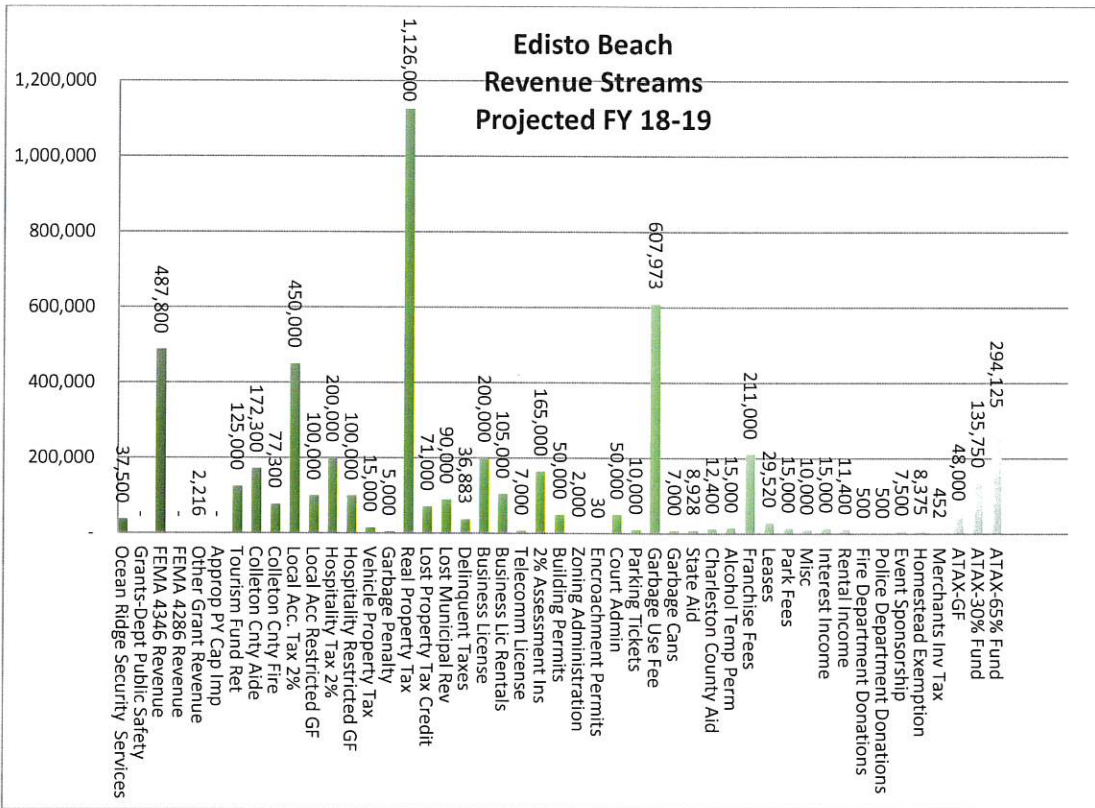


Figure 5. Revenue Streams

Some of the identified revenue streams are not entirely available to the Town for general operations, such as portions of the Local Accommodations Tax, Hospitality Tax, ATAX funds and grants. With revenues are restricted and can only be used for designated purposes as defined by State Code. The graph below depicts all revenues including restricted funds. With the impacts to appropriated prior funds from Hurricanes Joaquin, Matthew and Irma, prior year funds were not budgeted and need to be replenished.

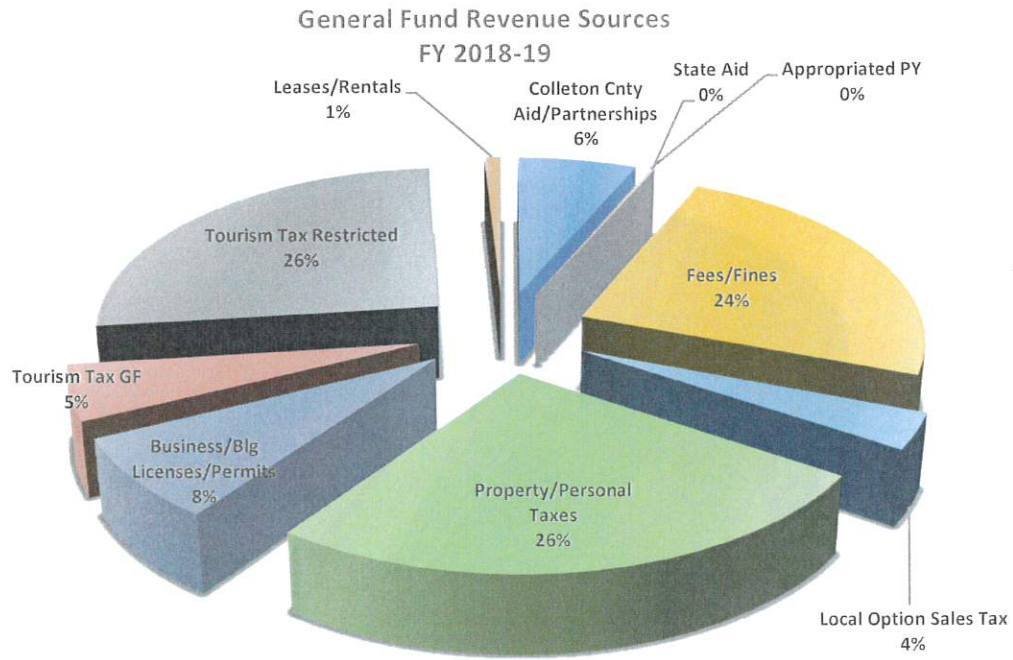


Figure 6. Unadjusted Revenue Sources

The following graph is adjusted to remove all revenue sources that are not available to the Town for operations. "Operating transfers in" are portions of restricted funds that are allowed to be used for operational purposes.

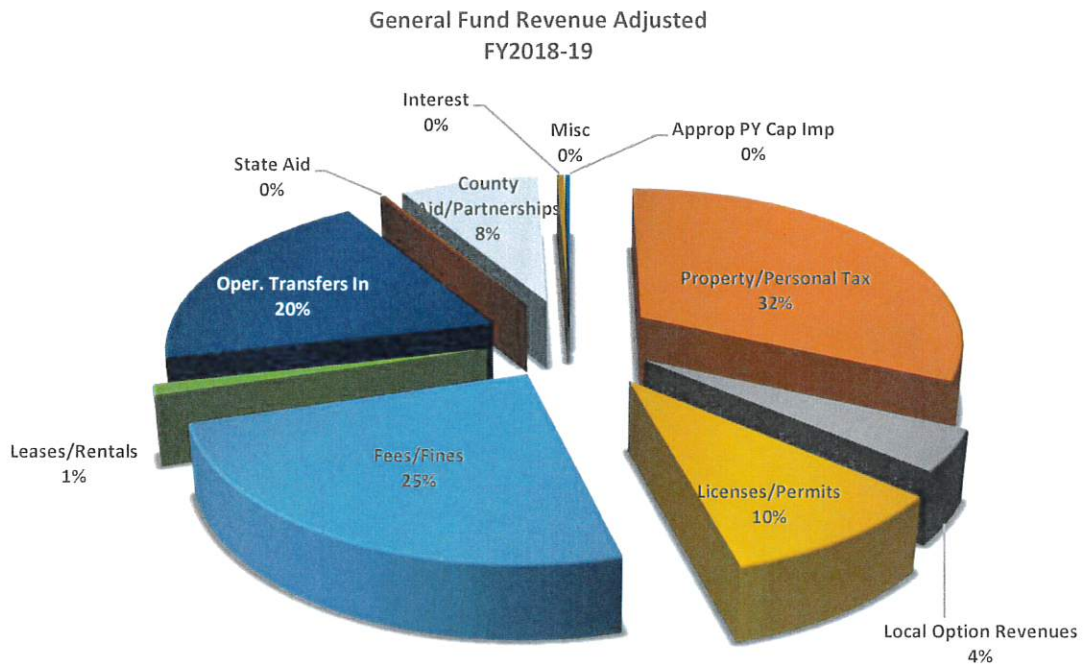


Figure 7. Adjusted Revenue Sources

Taxes known as ad valorem property taxes collected on real estate, personal property and vehicles account for 32% or the majority of the general fund revenues. Business licenses and building permits account for 10% of the general fund revenues which is less than last year. Operating transfers in account for a 14% increase.

Of the five largest revenue sources, some show slight or incremental increases over time. Fees and fines have trended upward over the past few years, but now have leveled off. Property taxes have increased mostly due to new construction and remodels as a result of storm damages. Remarkably, tourism taxes continue to trend upward even in light of all the storms and loss of rental income.

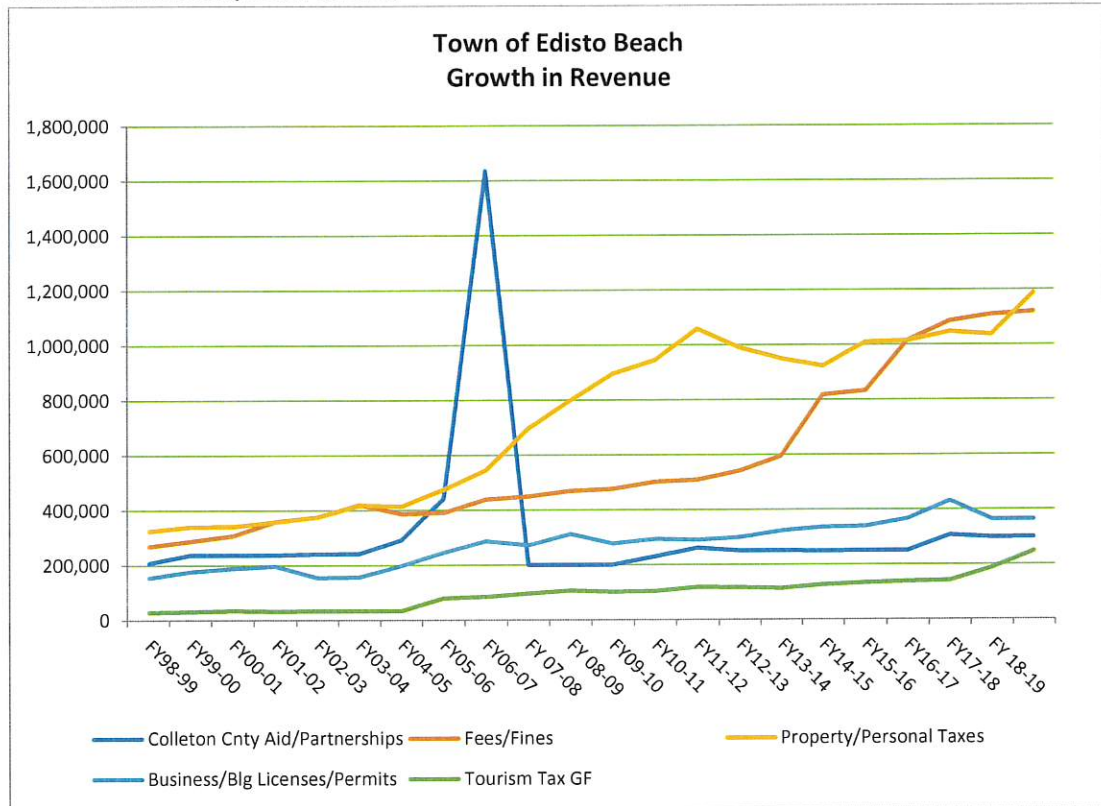


Figure 8. Growth in Revenue

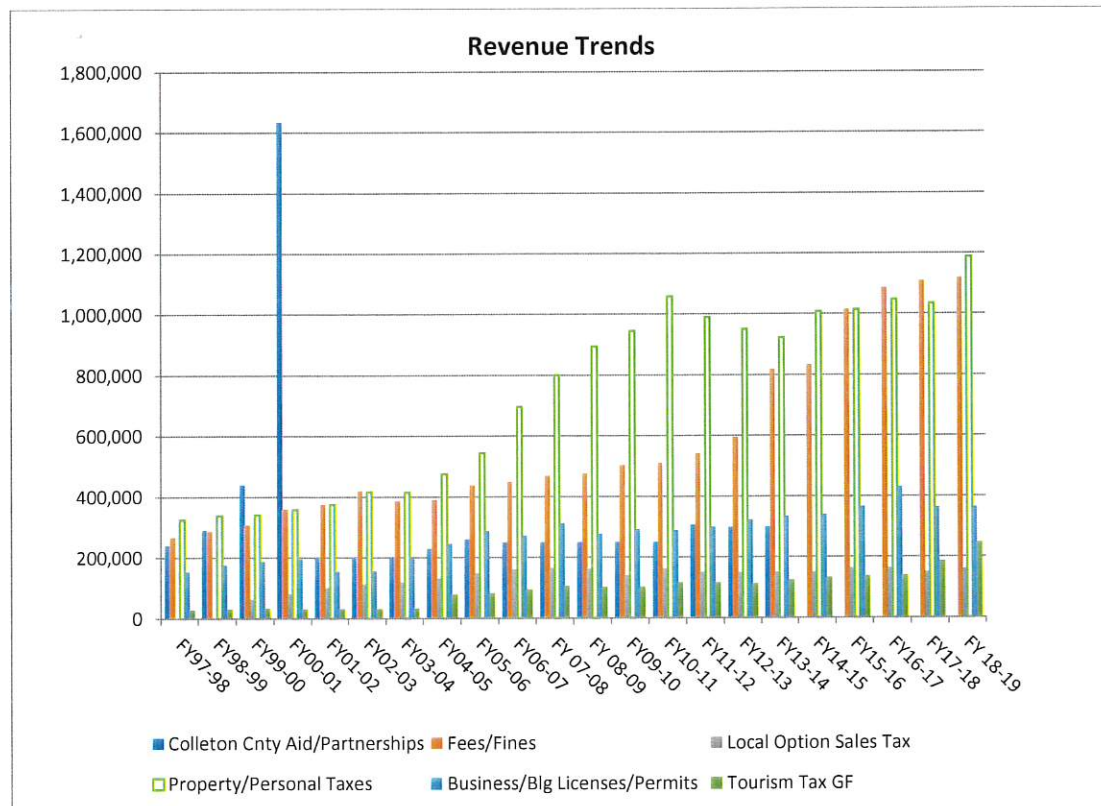


Figure 9. Revenue Trends

The Revenue line items are described in greater detail below.

Table 5. General Fund Revenue (Increase/Decrease)

	11-12	12-13	13-14	14-15	15-16	16-17	17-18	18-19	18-19
Revenue	Six Years	Five	Four Years	Three	Two Years	One Year			
	Prior	Years	Prior	Years	Prior	Prior	Adopted	Proposed	Increase
	Actual	Prior	Actual	Prior	Actual	Actual	Budget	Budget	(Decrease)
		Actual		Actual					
Grant DPS	-	88,794	-	-	-	18,088	-	-	-
State Revenue (Hurricane)	-	-	-	-	-	288,338	-	-	-
FEMA 4286-Revenue (Matthew)	-	-	-	-	-	854,820	467,547	-	(467,547)
FEMA 4346-Revenue (Irma)	-	-	-	-	-	-	-	487,800	487,800
Ocean Ridge Security Services Appropriated FY Capital Improvement	-	-	-	36,503	36,568	36,642	36,642	37,500	858
Tourism Fund Bond Retirement	125,000	125,000	125,000	125,000	125,000	125,000	125,000	125,000	-
Other Grant Revenue	-	-	-	-	-	-	2,216	2,216	-
Colleton County Aide	172,300	172,600	172,300	172,300	172,300	172,300	172,300	172,300	-
Colleton County Fire Aide	77,300	77,000	77,300	77,300	77,300	77,300	77,300	77,300	-
Local Acc. Tax 2%	311,261	325,905	367,960	413,761	414,231	414,615	430,000	450,000	20,000
Local Acc. 2% Restricted GF	-	-	-	-	-	-	50,000	100,000	50,000
Hospitality Tax 2%	153,221	162,478	166,607	174,346	186,230	193,346	180,000	200,000	20,000
Hospitality Restricted GF	76,611	81,239	83,304	87,173	93,115	96,673	90,000	100,000	10,000
Vehicle Property Tax	9,708	9,414	11,145	12,913	15,017	16,940	15,000	15,000	-

Town of Edisto Beach, South Carolina

FY 2018-19 Budget

Garbage Penalty	2,171	2,428	2,488	2,296	2,678	2,726	2,650	5,000	2,350
SCLGAC Reimbursement	45,089	40,680	6,312	1,251	-	-	-	-	-
Real Property Tax	946,049	903,596	881,439	954,630	958,631	988,541	988,402	1,126,000	137,598
Lost Property Tax Credit	89,598	92,799	70,971	53,079	68,509	71,691	71,000	71,000	-
Lost Municipal Revenue	61,804	57,336	79,163	87,055	94,908	91,726	79,000	90,000	11,000
Delinquent Property Tax	26,683	28,763	21,998	32,545	31,576	30,568	23,000	36,883	13,883
Business License	135,957	145,456	142,438	158,549	167,586	225,683	200,000	200,000	-
Business License Rentals	127,057	127,208	129,838	130,978	118,198	117,120	105,000	105,000	-
Telecommunications License	8,559	7,934	7,702	6,260	6,460	5,894	7,000	7,000	-
2% Assessment Ins.	177,302	150,180	158,586	156,849	163,495	168,675	160,000	165,000	5,000
Building Permits	36,494	49,856	52,577	41,851	70,715	80,994	50,000	50,000	-
Zoning Administration	1,555	2,650	2,445	1,825	2,965	1,775	2,000	2,000	-
Encroachment Permits	-	15	30	30	15	-	30	30	-
Court Administration	21,307	32,397	19,960	23,008	50,634	51,400	50,000	50,000	-
Parking Tickets	300	225	1,875	3,125	8,763	10,995	8,500	10,000	1,500
Operating Transfer In	-	-	6,908	-	-	-	-	-	-
Garbage User Fee	349,142	377,187	377,215	379,702	478,713	557,154	607,973	607,973	-
Garbage Cans	2,245	2,080	2,175	1,680	1,200	6,880	7,000	7,000	-
State Aid	7,701	8,944	8,928	8,928	8,928	8,932	8,928	8,928	-
Charleston County Aid	-	-	-	-	18,000	20,161	12,400	12,400	-
Alcohol Temp Permit Fee	14,850	11,050	12,150	9,300	15,650	22,050	15,000	15,000	-
Utilities Franchise Fees	116,516	121,614	130,959	139,901	136,909	133,696	136,000	136,000	-
CATV Franchise Fee	48,845	57,828	60,100	60,093	61,266	59,754	61,000	61,000	-

Town of Edisto Beach, South Carolina

FY 2018-19 Budget

ATT Franchise Fee	-	1,096	2,138	6,061	12,212	14,895	12,000	14,000	2,000
Alltel Lease	21,600	24,600	24,600	29,520	29,520	29,520	29,520	29,520	-
Park Fees	3,490	8,801	10,645	15,375	19,829	15,624	15,000	15,000	-
Misc. Income	2,593	2,220	31,005	29,101	29,712	14,209	10,000	10,000	-
Interest Income	6,706	6,613	4,709	6,203	14,676	21,333	13,770	15,000	1,230
Rental Income	10,500	10,050	10,500	10,500	9,350	10,950	11,400	11,400	-
Fire Department Donations	707	1,420	920	2,134	1,300	220	1,375	500	(875)
Police Department Donations	300	-	900	1,515	1,700	1,100	500	500	-
Event Sponsorship	-	4,500	4,500	2,753	5,750	5,000	7,500	7,500	-
Homestead Exemption	6,863	7,460	7,851	8,375	9,083	10,293	8,375	8,375	-
Merchants Inventory Tax	452	452	452	452	452	452	452	452	-
ATAK General Fund	39,711	37,882	41,925	45,961	45,022	43,992	47,625	48,000	375
ATAK 30% Fund	88,267	77,295	101,550	125,763	120,131	113,950	135,750	135,750	-
ATAK 65% Fund	191,246	167,472	220,025	272,487	260,285	246,891	294,125	294,125	-
Subtotal	3,517,060	3,612,417	3,641,593	3,918,431	4,144,582	5,478,906	5,389,780	5,123,452	(266,328)

Property Taxes

The majority of the revenues received by the Town are from property taxes. The increase in property values is directly correlated to new construction and remodels. According to the Colleton County Assessor, new growth as of May 2018 was \$419,700 in the 4% class and \$4,777,500 in the 6% Class. This accounts for additional \$7,112 in new taxes.

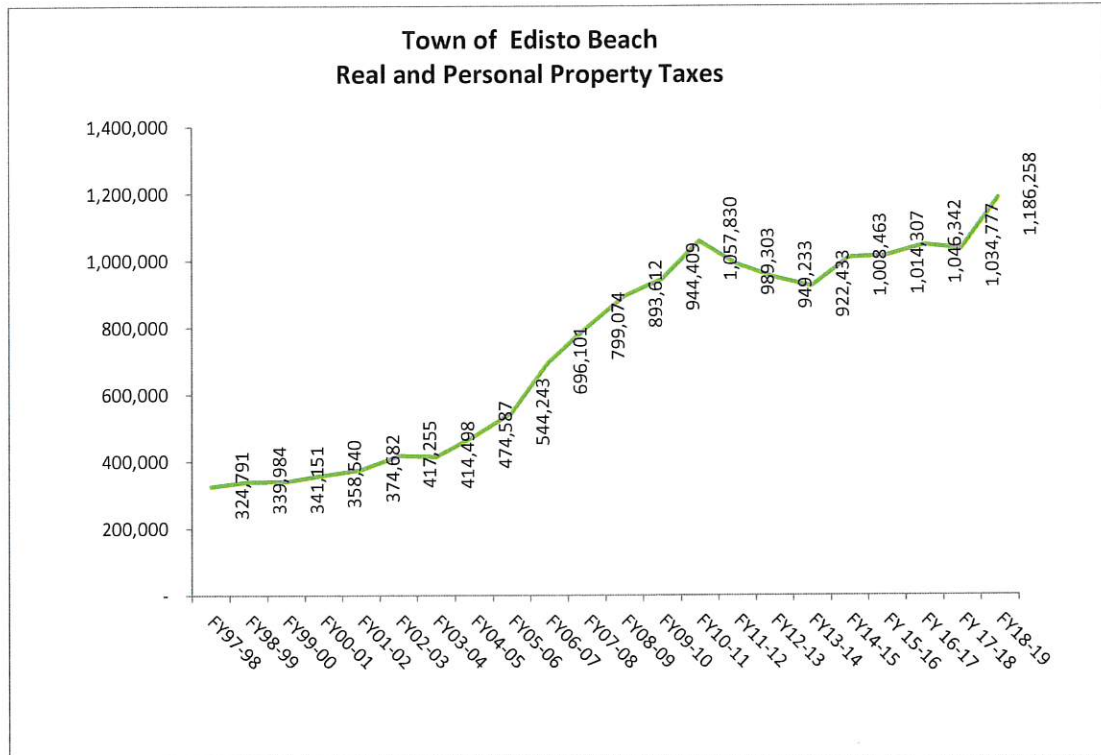


Figure 10. Property Tax Graph

Franchise Fees

Franchise fees are the rental costs paid by utilities that use the Town’s rights-of-way or other town property to transmit their services. Rights-of-way are valuable to a Town and cannot be given away to private companies free of charge. Franchise Fees are authorized by S.C. Code §5-7-30. A franchise is the extension of privilege for use of public property for a purpose for which the franchisee does not have a legal right in the absence of the governing body’s consent. The franchise fee is similar to a rental for use of public property and is not a tax. It may be negotiated and may be at a higher rate than a business license tax. A franchise fee may be granted by ordinance (S.C. Code §5-7-260)

Franchise Fees on Electricity-The Town has an existing electricity franchise agreement with South Carolina Electric and Gas. The current electric franchise agreement expires in **2029**. The electric company pays 3% of its gross receipts.

Franchise Fees on Cable-As of May 23, 2006, (the effective date of the Act), no municipality or county may issue a cable franchise pursuant to §58-12-30. All cable franchises must be issued by the Secretary of State. Prior to 2006, the Town utilized the Municipal Association of South Carolina cable television franchise management service to manage negotiating, transferring and determining franchisee’s compliance. The Town collects a franchise fee from Comcast who pays 5% of the gross receipts to the Town on a quarterly basis. In 2012-13, AT&T began offering U-Verse and pays a franchise fee of 5%. In 2015, the Town entered into an agreement with Local Government Services LLC

to verify the accuracy of Comcast franchise fee submittals. This audit resulted in an increase in franchise fees from Comcast to correct for late fees that were not being considered in the calculations.

Franchise Fees on Water and Sewer-The Town owns and operates its own water and sewer utility. In an effort to boost general fund revenues with limited sources, enterprise funds (water and sewer) often charge franchise fees or administrative fees.

Franchise Fees on Solid Waste-The Town currently has no solid waste franchise fee. This fee would be passed on to the users (customers).

Franchise Fees on Telecommunications-The Town does not collect a franchise fee on telecommunications. The Town is allowed by law to collect \$100.00 per S.C. Code §58-9-2230.

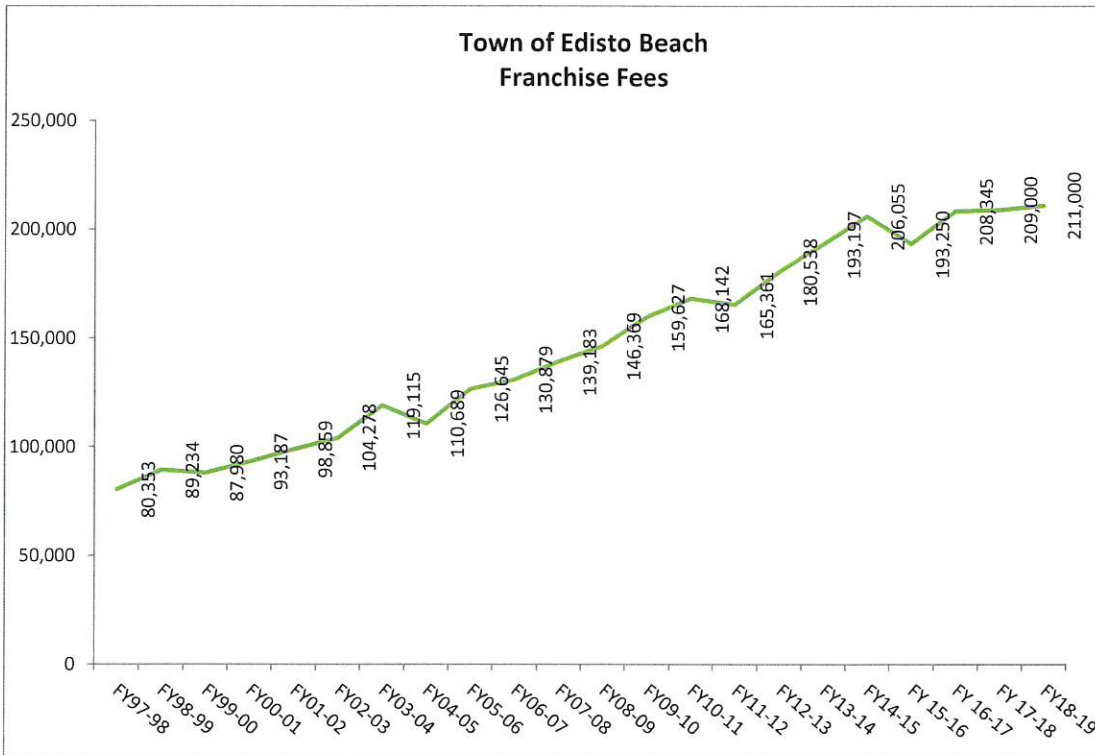


Figure 11. Franchise Fee Graph

Lease Agreements

This category accounts for revenues received from lease agreements. The Town has one lease agreement with Alltel. According to the lease agreement with Alltel, there is an escalator that occurs periodically. The cost is \$29,520.

Local Government Fund

Looking at the history of the Local Government Fund (LGF) means looking at how the state has handled the collection and distribution of a number of local taxes starting as early as the 1920s. For the next 60 years, the state collected, on behalf of local governments, a patchwork of 11 separate taxes, each with its own complex distribution formula defined in separate pieces of legislation. Some were collected locally and remitted to the state treasurer to be sent back to the local governments. Often the General Assembly would divert a portion of the revenue to fund the state. In 1991, the General Assembly set out to simplify the Aid To Subdivisions and established the local government fund.

The revenue from seven tax sources: banks, beer, wine, gasoline, motor transport, alcohol permits after hours, and income taxes, go directly to the state general fund. Instead of local governments receiving revenues directly from these seven tax sources, the state calculates the amount of revenue local governments receive based on 4.5 percent of the previous year's state general fund base revenue. The percentage represents the amount of revenue local governments received from these seven taxes in 1990. According to state law, legislators must set aside the revenue for the LGF before making other state budget commitments, guaranteeing a consistent revenue stream to municipalities and counties annually. The state treasurer distributes revenue from the LGF quarterly to cities and counties. The amount distributed to cities and counties from their respective portions of the LGF is calculated on a per capita basis determined by the last official census figures. This means a city/town's distribution is based on its percentage of municipal population. As some cities/towns' population grow, their share of the LGF increases causing a corresponding decrease in non-growing cities/towns.

In FY 2008-09 the state reduced funding. Since FY 2011-12, the reduced rate has been fairly consistent.

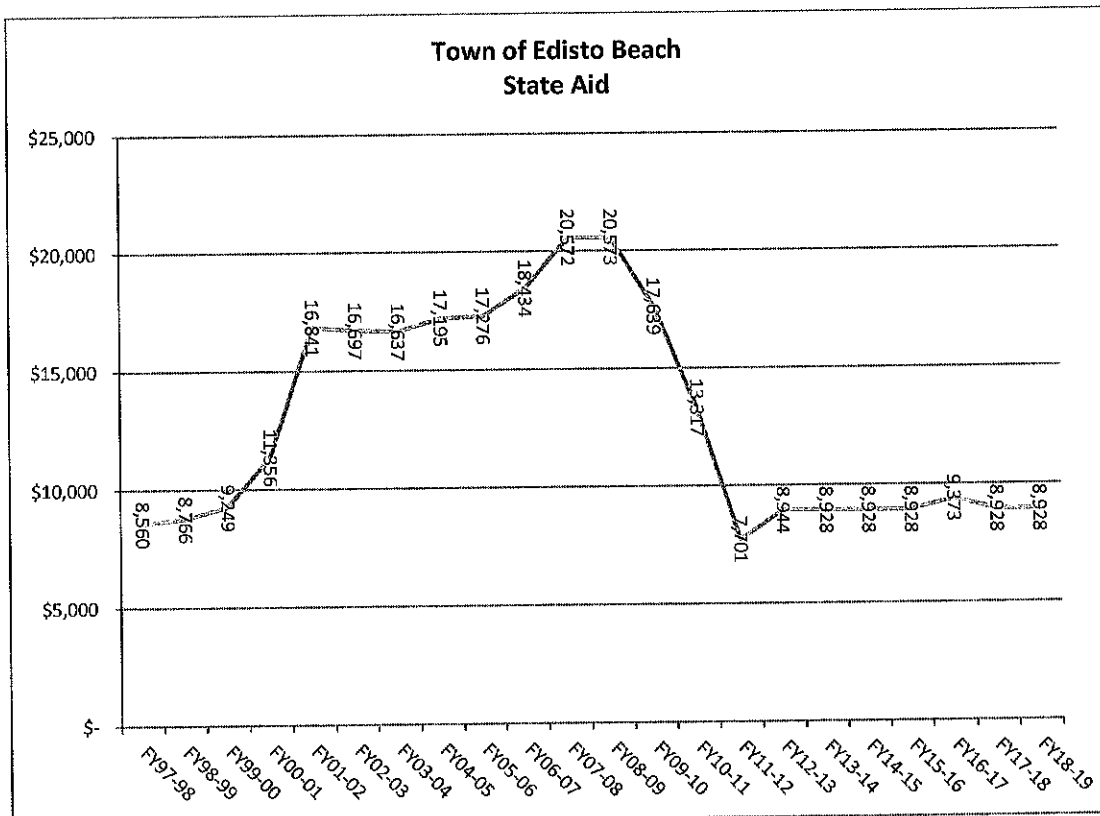


Figure 12. State Aid Graph

Municipal Court Fines

Fines are the monetary punishment meted out by municipal courts. Fine revenue, for offenses other than traffic violations is general revenue of the Town. The majority of revenues from fines (74%) is submitted to the state and must be used to construct and maintain roads, bridges and culverts in Town and to enforce laws regulating the use of highways by motor vehicles. The Town has typically had fairly good success in collecting court fines.

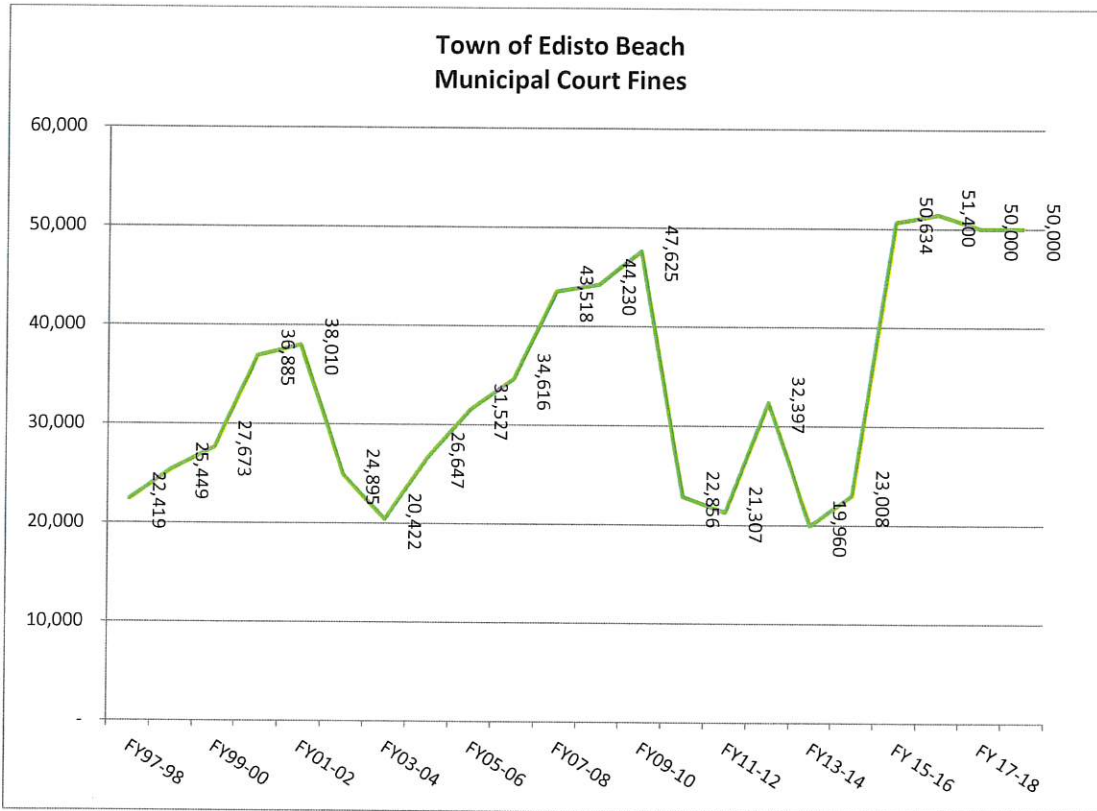


Figure 13. Municipal Court Fines Graph

General Fund Expenditures

Purpose- The purpose of the General Fund is to account for financial resources of the Town used in general operations such as public safety (police, fire, emergency management), public works (including parks and recreation), municipal court, and building administration. In addition, administrative functions including city management, legal services, and fiscal services are funded from revenue generated for the General Fund. Offsetting expenditures are captured in the General Fund Other to account for anticipated revenues in Special Funds such as the State Accommodations taxes and Local Accommodations taxes.

The General Fund operating budget for FY 2018-19 totals \$5,123,452 and represents a decrease of \$266,328 or -4.9% from the previous year's budget of \$5,389,780. Contingency funds are \$642,780. Although the contingency funds appear extremely high, \$487,800 is committed to reserves leaving an adjusted contingency of \$154,980.

General Fund	Amended Budget FY2016-17	Proposed Budget FY 2017-18
	\$5,389,780	\$5,123,452
% Change		-4.9%

Historical line items per department are listed in the chart below:

Town of Edisto Beach, South Carolina

FY 2018-19 Budget

Table 6. General Fund Expenditures (Increase/Decrease)

Expenditures	Six Years	Five	Four Years	Three	Two Years	One Year	Adopted	Proposed	Increase
	Prior	Years	Prior	Years	Prior	Prior			
General Government Operating	Actual	Prior	Actual	Prior	Actual	Actual	Budget	Budget	(Decrease)
Salaries	119,566	120,290	124,519	129,883	134,667	155,375	164,840	182,849	18,009
Mayor - Council	8,640	8,640	8,640	7,680	9,660	12,240	12,240	12,240	-
Retirement System	11,250	13,235	13,504	14,149	14,875	16,988	21,500	26,622	5,122
Payroll Taxes	10,711	10,778	11,169	11,463	12,049	14,166	14,800	15,037	237
Deferred Comp Expense	569	594	642	644	644	650	858	858	-
Printing Office Supplies	4,936	5,165	6,363	5,225	5,803	6,695	7,000	7,000	-
Janitorial Service	2,880	3,180	3,420	3,296	3,392	3,191	4,000	4,000	-
Postage	4,500	3,275	5,055	5,628	4,681	4,024	4,800	4,800	-
Membership & Dues	1,792	2,795	2,200	2,254	2,470	2,716	2,500	2,500	-
Meetings & Training	5,789	5,368	5,905	9,766	9,428	16,744	16,500	16,500	-
Elec Street Lights	26,164	26,803	25,136	27,418	27,307	26,442	28,000	28,000	-
Electricity Complex	10,543	10,541	14,559	11,322	11,028	10,933	11,500	11,900	400
Telephone	9,806	12,552	9,621	9,727	6,870	10,197	9,000	9,000	-
Equip Repairs Office	-	65	-	-	200	-	200	200	-
Maintenance Contracts	14,473	13,660	17,396	20,266	24,568	27,125	30,000	30,000	-
VC3	26,968	26,436	37,443	41,219	37,722	40,164	45,000	44,880	(120)
Prof Fees/Audit Miscellaneous	47,010	14,985	14,605	17,575	21,585	16,777	26,000	28,900	2,900
Codification Project	3,892	3,321	2,113	2,209	5,538	2,410	3,500	4,000	500
Advertising/Pub Notices	3,666	3,061	3,004	1,576	2,201	2,098	2,000	2,000	-
Insurance General	15,066	20,975	14,283	20,375	22,665	23,448	24,650	24,650	-
Insurance Staff Health	12,267	11,996	12,820	13,114	13,493	13,849	18,255	28,512	10,257
Insurance Auto	905	755	635	500	407	399	600	1,066	466

Town of Edisto Beach, South Carolina

FY 2018-19 Budget

Christmas Bonus	4,850	4,600	6,000	5,950	5,500	5,950	6,250	6,450	200
Bank Charges	370	1,037	726	670	614	706	700	700	-
Miscellaneous Expense	1,853	3,437	7,940	3,753	8,640	8,226	12,497	9,000	(3,497)
Drug Testing	795	836	1,170	-	420	269	500	500	-
Gas & Oil	1,932	765	1,214	889	264	277	900	500	(400)
Vehicle Repair/Maintenance	-	31	225	6,625	4,593	6,431	5,500	5,500	-
Equip /Vehicle Depreciation	16,517	16,250	16,250	11,403	11,403	4,528	9,528	12,698	3,170
Event Sponsorship	-	-	-	-	-	-	-	7,500	7,500
Garbage Contract	353,477	351,772	384,282	378,917	437,125	570,759	607,974	607,974	-
Highway 174 Litter Expense	-	-	-	-	3,455	11,210	12,400	12,400	-
Donations	100	-	-	-	-	-	-	-	-
Furniture & Fixtures	2,110	170	-	-	-	-	-	-	-
Office Machines/Software	5,484	4,497	5,165	5,169	5,717	5,197	7,000	7,000	-
Building Maintenance	7,407	11,243	3,423	6,779	18,656	8,976	2,000	2,000	-
Property Purchase	-	102,173	-	-	-	-	180,000	-	(180,000)
Legal Fees	29,769	44,937	37,082	38,184	34,338	49,992	46,370	45,346	(1,024)
Bay Creek Waterfront Bond	175,815	173,450	176,085	173,505	175,925	173,000	175,075	175,075	-
Emergency Funds	1,477	216	1,043	3,185	4,724	996,964	250,000	70,500	(179,500)
Subtotal	942,349	1,033,884	973,637	990,318	1,082,627	2,249,116	1,764,437	1,448,657	(315,780)
Expenditures	Six Years	Five	Four Years	Three	Two Years	One Year			
General Govt Other	Prior	Years	Prior	Years	Prior	Prior	Adopted	Proposed	Increase
	Actual	Prior	Actual	Prior	Actual	Actual	Budget	Budget	(Decrease)
Local Acc. Tax 2%	311,261	325,905	367,960	413,761	414,231	414,615	430,000	450,000	20,000
Hospitality Tax 2%	153,221	162,478	166,607	174,346	186,230	193,346	180,000	200,000	20,000
ATAX 30% Fund	88,267	77,295	101,550	125,763	120,131	113,950	135,750	135,750	-

Town of Edisto Beach, South Carolina

FY 2018-19 Budget

ATAX 65% Fund	191,246	167,472	220,025	272,487	260,285	246,891	294,125	294,125	-
Alcohol Fee	14,850	11,050	12,150	9,300	15,650	22,050	15,000	15,000	-
Computer Hardware/Software	15,715	18,944	8,556	13,945	12,585	13,967	8,000	12,323	4,323
CIP Miscellaneous	-	-	74,282	63,923	9,506	182,484	157,684	24,500	(133,184)
Subtotal	774,560	763,144	951,130	1,073,525	1,018,618	1,187,303	1,220,559	1,131,698	(88,861)
	Six Years	Five	Four Years	Three	Two Years	One Year			
Expenditures	Prior	Years	Prior	Years	Prior	Prior	Adopted	Proposed	Increase
Police Department	Actual	Prior	Actual	Prior	Actual	Actual	Budget	Budget	(Decrease)
		Actual		Actual					
Salaries	250,471	264,123	291,362	293,164	275,592	299,873	321,948	306,352	(15,596)
Salaries Beach Patrol	-	-	-	-	2,537	4,257	4,304	4,304	-
Retirement	28,937	30,765	30,990	38,482	36,733	41,512	51,000	47,095	(3,905)
Payroll Taxes	20,494	20,437	23,828	23,573	21,850	23,843	23,800	23,350	(450)
Deferred Compensation	878	845	825	735	65	65	360	65	(295)
Printing & office Supply	1,375	1,387	1,837	1,941	2,659	1,045	3,000	3,000	-
Janitorial Service	35	62	-	-	-	-	1,300	600	(700)
Membership and Dues	565	300	330	465	435	480	565	1,000	435
Meeting, training, Travel	2,148	2,611	1,546	839	(343)	1,421	2,000	5,000	3,000
Insurance General	20,412	20,725	20,161	20,525	18,642	14,270	16,000	16,000	-
Insurance Staff Health	25,212	24,016	30,687	30,164	32,552	30,755	39,620	44,352	4,732
Insurance Auto	9,362	7,983	7,603	6,491	5,970	5,402	6,000	6,696	696
Miscellaneous Expense	371	399	741	1,091	1,209	1,926	800	1,000	200
Psychological Exam	-	670	-	250	250	125	900	-	(900)
Gas, oil, minor Repair	29,807	30,777	35,563	25,797	17,438	17,645	29,000	34,500	5,500
Vehicle Repair and Maintenance	7,783	7,473	8,470	11,874	11,748	16,326	13,500	6,350	(7,150)

Town of Edisto Beach, South Carolina

FY 2018-19 Budget

Uniforms	1,898	3,496	5,456	7,678	6,750	4,029	7,400	7,400	-
Equip/Vehicle Depreciation	84,851	42,458	57,716	65,462	54,520	76,623	94,252	76,306	(17,946)
Furniture & Fixtures	1,615	-	-	-	212	440	700	500	(200)
Equipment Purchases	4,199	45,821	5,065	1,782	28,566	3,220	8,000	5,000	(3,000)
Pagers & Communications	2,770	868	5,589	6,321	5,763	5,948	5,750	5,750	-
Digital Camera System	-	-	-	-	2,992	2,720	3,000	3,500	500
Radio Purchase & Repair	777	64,375	1,631	(416)	1,865	2,017	4,156	4,156	-
Building Maintenance	3,000	6,314	1,947	363	794	98	2,000	1,500	(500)
Expenditures from Donation	184	-	385	2,225	-	-	3,300	500	(2,800)
Ocean Ridge Security Services	-	-	-	36,247	36,568	36,642	36,642	37,500	858
Subtotal	497,144	575,905	531,732	575,053	565,367	590,682	679,297	641,776	(37,521)
Expenditures	Six Years	Five	Four Years	Three	Two Years	One Year			
Municipal Court	Prior	Years	Prior	Years	Prior	Prior	Adopted	Proposed	Increase
	Actual	Prior	Actual	Prior	Actual	Actual	Budget	Budget	(Decrease)
Salaries	42,994	42,784	43,808	43,493	44,347	39,104	31,785	32,590	805
Municipal Judge Expense	6,200	6,800	6,600	6,800	6,400	6,200	7,000	7,000	-
Jury Expense	-	140	110	110	150	160	500	500	-
Retirement	4,100	4,535	4,611	4,741	4,905	4,520	4,150	4,891	741
Payroll Taxes	3,414	3,908	4,082	4,075	4,124	3,712	3,370	3,105	(265)
Deferred Compensation	-	-	-	-	-	75	390	390	-
Membership and Dues	120	120	120	195	170	220	175	175	-
Meetings & Training	1,122	1,118	531	810	713	694	2,000	2,000	-
Court Admin Fees	12,320	20,412	9,193	13,920	27,374	32,254	33,190	33,190	-
Insurance General	1,200	500	564	471	375	266	300	300	-
Insurance Staff Health	5,454	5,107	5,342	5,465	5,622	5,756	6,085	6,336	251

Town of Edisto Beach, South Carolina

FY 2018-19 Budget

Miscellaneous	432	721	194	363	470	391	700	700	-
Public Defender	-	-	-	-	-	-	900	900	-
Subtotal	77,356	86,145	75,155	80,443	94,650	93,352	90,545	92,077	1,532
Expenditures	Six Years	Five	Four Years	Three	Two Years	One Year			
Fire Department	Prior	Years	Prior	Years	Prior	Prior	Adopted	Proposed	Increase
	Actual	Prior	Actual	Prior	Actual	Actual	Budget	Budget	(Decrease)
		Actual		Actual					
Salaries	288,175	287,977	267,016	287,692	277,112	328,252	311,600	311,600	-
Volunteer Expenses	420	1,860	1,310	2,700	4,000	3,700	3,700	3,700	-
Retirement	32,844	31,892	33,388	37,037	37,047	44,928	49,977	53,716	3,739
Payroll Taxes	24,396	24,391	22,142	23,147	22,867	26,207	25,240	25,235	(5)
Deferred Comp	368	-	-	-	-	-	-	-	-
Membership and Dues	-	-	220	165	-	52	922	922	-
Meeting, training, Travel	3,316	2,499	2,160	1,734	1,471	510	2,732	1,950	(782)
Fire Engine Maintenance	23,478	17,003	16,824	10,854	-	-	222	10,000	9,778
Equipment Repairs	43	1,740	2,393	7,959	1,803	1,631	4,255	4,255	-
Professional Fees	295	-	275	-	-	30	1,000	500	(500)
Equipment Testing	5,660	5,011	3,073	3,711	10,015	600	9,300	9,300	-
Hydrant Testing/Maintenance	-	-	-	-	-	398	3,700	5,150	1,450
Physicals	3,041	3,111	7,496	7,813	4,076	5,876	5,876	300	(5,576)
Ins. General	20,040	18,925	20,561	20,271	17,658	16,536	14,500	14,500	-
Insurance Staff Health	21,953	9,476	9,793	19,962	16,833	29,839	36,510	38,016	1,506
Insurance Auto	9,490	8,168	7,602	7,279	6,797	6,284	6,900	6,900	-
Propane	-	-	43	-	-	22	100	100	-
Miscellaneous	504	585	975	1,655	1,482	1,614	1,843	1,342	(501)

Town of Edisto Beach, South Carolina

FY 2018-19 Budget

Gas, oil, minor Repair	12,199	10,854	8,432	7,883	5,807	4,683	11,000	11,000	-
Vehicle Maintenance	2,452	2,374	1,003	655	587	315	1,740	1,740	-
Sm. Tools & Supplies	2,200	435	898	2,458	5,846	4,488	4,673	4,673	-
Compressor Maintenance	-	-	384	-	-	1,167	1,273	1,272	(1)
Uniforms	1,435	1,910	7,335	5,180	2,916	2,922	3,200	3,200	-
Turnout Gear	1,555	3,230	3,829	-	258	360	4,397	5,392	995
Equip/Vehicle Depreciation	62,465	61,136	61,627	80,410	77,006	82,180	81,700	81,700	-
Station Maintenance	14,007	4,776	5,081	4,846	11,086	8,563	10,000	10,000	-
Office Equip/Software	86	289	2,079	796	999	220	470	470	-
Equipment Purchases	797	781	-	764	910	1,066	3,885	3,885	-
Pagers & Communications	2,800	4,133	3,215	2,920	3,668	4,110	4,000	4,000	-
Radio Purchase & Repair	(182)	897	576	2,052	2,405	1,933	8,209	8,209	-
Subtotal	533,837	503,453	489,730	539,943	512,649	578,486	612,924	623,027	10,103

Expenditures	Six Years	Five	Four Years	Three	Two Years	One Year			
Safety & Wellness	Prior	Years	Prior	Years	Prior	Prior	Adopted	Proposed	Increase
	Actual	Prior	Actual	Prior	Actual	Actual	Budget	Budget	(Decrease)
Employee Physicals	1,995	861	1,362	775	1,746	2,932	3,000	3,000	-
HEV Vaccinations	108	-	135	-	342	1,734	1,700	1,700	-
Flu Vaccinations	300	225	200	200	625	189	200	200	-
Pneumonia Vaccinations	-	-	-	-	-	600	600	600	-
Subtotal	2,403	1,086	1,697	975	2,713	5,455	5,500	5,500	-

Expenditures	Six Years	Five	Four Years	Three	Two Years	One Year			
Public Works	Prior	Years	Prior	Years	Prior	Prior	Adopted	Proposed	Increase
	Actual	Prior	Actual	Prior	Actual	Actual	Budget	Budget	(Decrease)

Town of Edisto Beach, South Carolina

FY 2018-19 Budget

Salaries	82,487	86,944	88,714	84,939	90,611	92,235	135,436	129,278	(6,158)
Salary Mosquito Control	4,974	2,370	878	675	1,305	1,253	5,000	5,000	-
Retirement	7,865	9,216	9,404	9,200	9,916	10,559	17,688	18,823	1,135
Payroll Taxes	6,941	6,990	7,042	6,831	7,257	7,037	11,161	10,000	(1,161)
Deferred Comp	-	-	-	-	-	-	360	130	(230)
Insurance General	8,113	7,375	6,439	6,055	5,755	4,817	5,000	5,000	-
Insurance Staff Health	14,823	15,460	16,024	16,391	16,863	17,321	24,340	25,344	1,004
Insurance Auto	2,127	2,070	1,794	1,389	938	842	900	900	-
Christmas Decorations	2,258	2,498	6,374	1,068	5,677	-	5,000	5,000	-
Miscellaneous	632	519	334	158	123	-	500	500	-
Gas, oil, minor Repair	7,762	9,637	9,077	6,383	4,270	4,050	10,000	10,000	-
Vehicle Repair & Maintenance	361	2,200	233	826	16	2,411	2,500	2,500	-
Equipment Repairs	3,350	2,497	4,357	3,156	1,596	1,474	3,500	3,500	-
Sm. Tools & Supplies	1,169	970	807	1,216	924	959	2,000	1,500	(500)
Uniforms	2,395	2,106	2,123	2,262	2,429	3,007	4,000	2,500	(1,500)
Equip/Vehicle Depreciation	22,115	22,920	25,392	28,310	28,310	21,000	19,310	19,310	-
Street Imp/Repairs	14,568	2,633	7,912	2,286	5,738	5,793	6,000	6,000	-
Street Grading Contract	6,010	8,176	6,320	6,900	10,565	4,325	11,000	11,000	-
Beach Access Maintenance	1,607	1,475	1,598	1,500	240	1,629	1,500	1,500	-
Mosquito Chemicals	11,803	5,024	5,437	235	5,660	6,527	14,216	12,000	(2,216)
Equipment Purchases	1,603	1,041	3,803	1,625	2,000	581	2,000	2,000	-
Public Signs	6,647	9,920	6,040	1,857	5,553	6,544	4,000	3,000	(1,000)
Parks and Recreation	2,357	2,218	9,350	20,477	19,556	26,344	35,000	1,500	(33,500)
Bay Creek _Park	-	-	-	-	-	-	-	29,404	29,404
Pagers & Communications	608	843	904	525	617	417	1,500	1,000	(500)

Town of Edisto Beach, South Carolina

FY 2018-19 Budget

Subtotal	212,585	205,102	220,356	204,264	225,919	219,125	321,911	306,689	(15,222)
Expenditures	Six Years	Five	Four Years	Three	Two Years	One Year			
Building Department	Prior	Years	Prior	Years	Prior	Prior	Adopted	Proposed	Increase
	Actual	Prior	Actual	Prior	Actual	Actual	Budget	Budget	(Decrease)
Salaries	131,074	131,550	131,991	126,766	140,793	153,149	149,200	149,200	-
Retirement	12,508	14,031	13,839	13,485	15,404	17,137	19,500	21,718	2,218
Payroll Taxes	10,663	10,960	10,472	9,918	11,618	12,190	12,025	12,025	-
Def Comp Expenses	18	-	-	46	343	285	170	170	-
Office Supplies	698	698	1,638	1,606	1,745	1,964	1,650	1,650	-
Memberships & Dues	445	655	538	642	500	810	800	800	-
Meetings & training	5,686	4,909	8,022	6,425	10,077	5,894	7,800	7,800	-
GIS	428	527	428	428	432	-	-	-	-
Insurance General	3,531	3,020	2,990	2,528	1,790	1,506	1,670	1,670	-
Insurance Staff Health	15,217	14,212	15,099	13,603	16,406	16,311	18,255	18,255	-
Insurance Auto	1,809	1,523	1,297	1,184	1,054	899	900	900	-
Miscellaneous	759	820	999	2,910	2,514	449	2,000	2,000	-
Gas, oil, minor Repair	4,281	3,369	4,190	2,508	1,418	1,589	1,900	2,000	100
Vehicle Repair & Maintenance	86	742	2,119	726	59	710	800	700	(100)
Uniforms	141	-	482	-	-	425	500	500	-
Equip/Vehicle Depreciation	6,709	6,709	6,709	2,715	7,940	7,938	8,796	9,009	213
Small Tools	-	31	-	185	9	-	150	150	-
Pagers & Communications	2,962	2,438	2,407	1,965	1,829	2,463	2,700	2,700	-
Subtotal	197,015	196,194	203,220	187,640	213,931	223,719	228,816	231,247	2,431

Town of Edisto Beach, South Carolina

FY 2018-19 Budget

Expenditures	Six Years	Five	Four Years	Three	Two Years	One Year			
Contingency	Prior	Years	Prior	Years	Prior	Prior	Adopted	Proposed	Increase
	Actual	Prior	Actual	Prior	Actual	Actual	Budget	Budget	(Decrease)
General Government Contingency	-	-	-	-	-	-	8,050	642,780	634,730
TOTAL	3,237,249	3,364,913	3,446,657	3,652,161	3,716,474	5,147,238	4,932,039	5,123,451	191,412

Service or significant changes within the General Fund are listed below:

Table 7. General Fund Service Changes

General Fund Service Changes	Amount	Account
General Fund-Reorganize and adjust salary disparities	40,887	.1010
General Govt Other-Capital Improvements (Listed in the next table)	24,500	4110.6500
Fire-Added back fire engine maintenance (had been paid by vehicle equipment replacement until Polaris funds were expended)	9,778	4700
General Fund-Replace 5 computers (5 laptops)	12,323	4110.6310
Total	87,488	

Prior year funds are used to pay for items that are non-recurring. These items are listed below:

Table 8. General Fund Capital Improvements

Capital Projects	
ADM-Bay Creek Park Landscaping and parking lot	2,000
ADM-Siding on Heritage Building	10,000
ADM-Move Fence landscape new parking area	3,000
ADM-Turtle friendly lighting	9,500
Total	24,500

The following graphs compare historical expenditures and/or budgets by department by year.

Table 9. General Fund Department Budget Comparison Graph

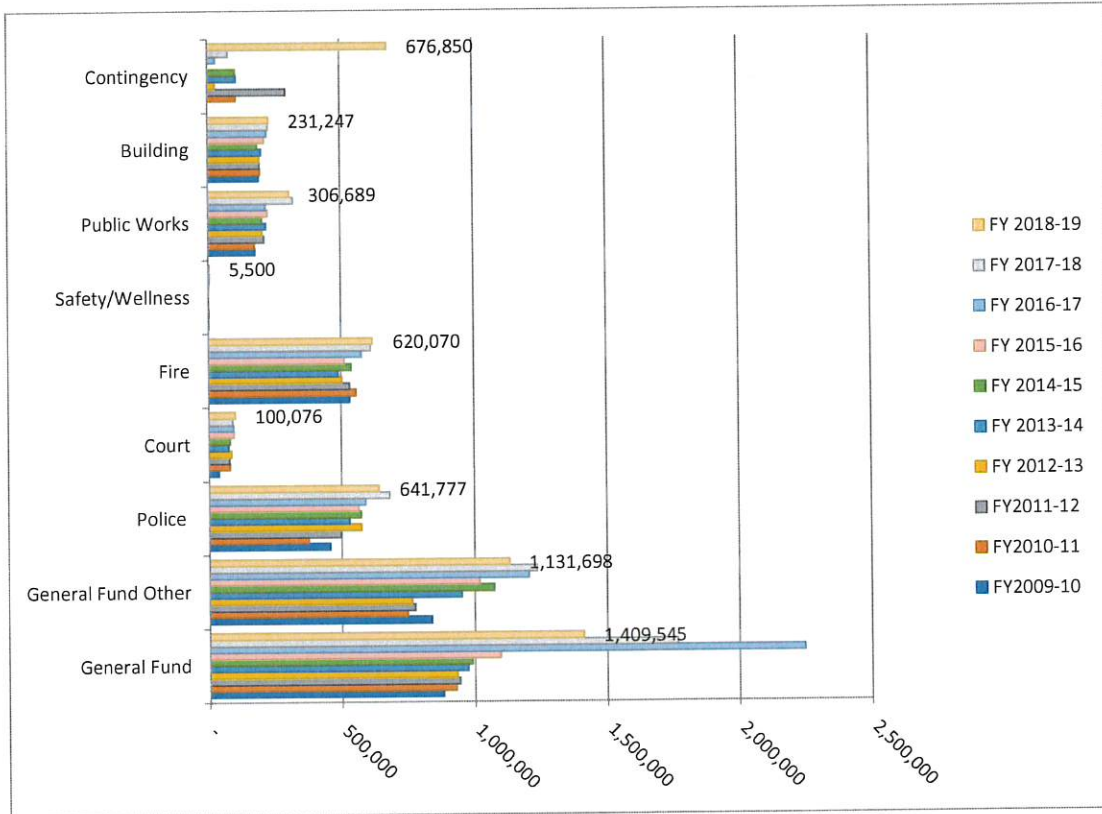


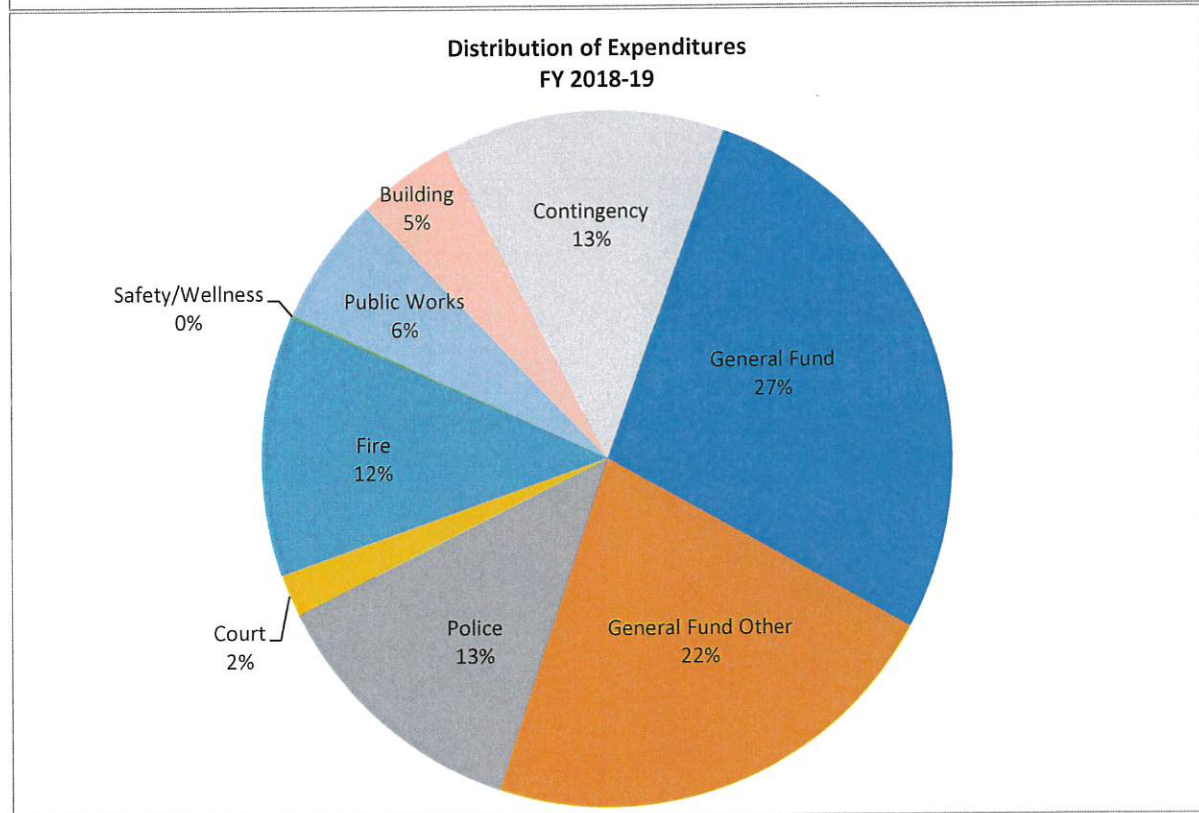
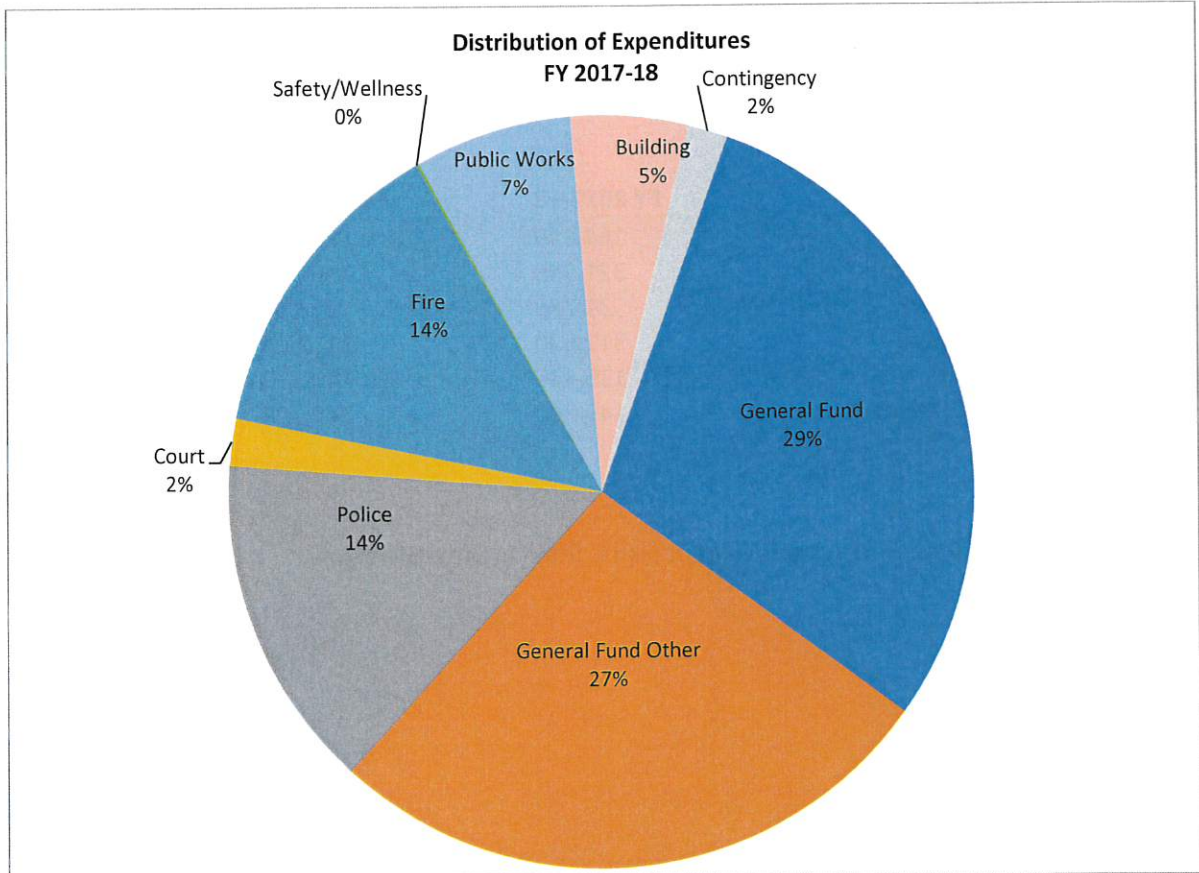
Table 10. General Fund Department % Change

Department Budget	FY15-16 Actual	FY16-17 Actual	FY17-18 Amended	FY18-19 Proposed	Difference	% Change
Administration	1,082,628	2,249,116	1,764,437	1,448,657	(315,780)	-17.9
General Gov't Other	1,018,618	1,187,303	1,220,559	1,131,698	(88,861)	-7.3
Police	565,367	590,682	679,297	641,776	(37,521)	-5.5
Municipal Court	94,650	93,352	90,545	92,077	2,232	2.4
Fire	512,647	578,486	612,924	623,027	10,103	1.6
Safety and Wellness	2,713	5,455	5,500	5,500	0	0
Public Works	225,920	219,125	321,911	306,689	(15,222)	-4.7
Building	213,930	223,719	228,816	231,247	2,431	1.1
Contingency	0	0	8,050	642,780	634,730	7,884
Total	3,716,474	5,147,238	4,932,039	5,123,451	191,412	3.9

Comparatively, most Department’s operating costs from fiscal year 2017-18 to 2018-19 remained the same. Most of the difference was a result of an amendment in the 2017-18 budget to pay for Hurricane Irma damages. The reduction in Governmental other was due to less capital improvements from the prior year. The Public Works Department shows an increase due to increased maintenance requirements in parks. The contingency is falsely elevated since most of this money is obligated to pay back the funds borrowed from reserves during the previous year.

Seventy-eight percent (78%) of general fund expenses are directly related to operations and providing services to the citizens of Edisto Beach. The 22% labeled, general fund other, are offsetting accounts for Special Funds such as ATAX and Local Accommodations, that have

restricted uses, are not used for general operations and services and are not funded by property taxes but through tourism related services. Capital expenses were removed to more accurately depict tourism related offsetting expenses. The graphs below provide a snapshot of how FY 2017-18 expenditures compare to FY 2018-19 expenditures.



Salary adjustments based on various departmental pay for performance increases are included in the table below.

Table 11. General Fund Salaries

Department Salaries	FY 2017-18	FY 2018-19	Difference
Administration	164,840	182,849	18,009
Police Department	321,948	306,352	(15,596)
Municipal Court	31,785	32,590	805
Fire Department	311,600	311,600	0
Public Works	135,436	129,278	(6,158)
Building Department	149,200	149,200	0
Total			(2,940)

The general fund capital improvement plan is listed in the table below.

General Fund Capital Improvement Plan

Item	Purchase Date	Purchase Cost	Years Replacement	Estimated Cost	Replacement Year	Annual Depreciation	Fund	Department	Status
2018 Ford Explorer 1FMSK7D84JGA99368	03/13/2018	\$32,675.00	5	\$40,843	2025	\$8,168.75	GFVERF	Administration	Tranferred to PW
2008 Trailblazer	01/10/2008	\$19,390.00	Will have to be budgeted as new vehicle to replace				GFVERF		
2008 Onan Generator	2008	\$27,500	5	\$34,375	2015	\$0	GFVERF	Administration	
2011 Kohler Generator	12/15/2011	\$36,220.57	10	\$45,276.00	2020	\$4,528.00	GFVERF	Administration	
2014 Chevy Silverado	07/15/2014	\$31,343.00	7	\$39,178.00	2020	\$5,224	GFVERF	Building	
2010 Chevy HHR	02/16/2010	\$15,199.00	7	\$18,998.75	2016	\$2,714.11	GFVERF	Replaced/traded	
2010 Polaris Ranger	01/08/2010	\$14,766.00	5	\$18,457.50	2014	\$0.00	GFVERF	Fire	
EUI1000 watt Honda Gen	02/09/2012	\$1,960.24	5	\$2,450.30	2016	\$490.06	GFVERF	Fire	
2011 Unicus III BA Comp	11/10/2011	\$38,892.48	20	\$48,615.60	2030	\$2,430.78	GFVERF	Fire	
2008 Ford Emergency One	09/09/2008	\$87,151.00	10	\$108,938.75	2018	\$10,893.88	GFVERF	Fire	
E1 Quint Ladder Truck	06/21/1999	\$367,000.00	20	\$1,500,000.00	2019	\$8,616.00	GFVERF	Refurbished	2019
2006 Sutphen 1403	06/01/2006	\$294,000.00	20	\$367,500.00	2025	\$18,375.00	GFVERF	Fire	
Pumper Truck	03/25/2014	\$241,664.52	20	\$302,080.65	2028	\$15,104.03	GFVERF	Fire	
2014 Chevy Tahoe VIN 1GNSK2E0OER197253	03/01/2004	\$30,686.00	6	\$38,357.50	2020	\$5,327.43	GFVERF	Fire	
2011 Honda Power Unit	11/14/2011	\$19,355.49	10	\$24,194.36	2021	\$2,419.44	GFVERF	Fire	
Self Contained Breathing Apparatus	08/01/2004		15	\$3,000.00	2018	\$0.00	FD	Fire	
Self Contained Breathing Apparatus	07/01/2004		15	\$3,000.00	2018	\$0.00	FD	Fire	
Self Contained Breathing Apparatus	10/01/2004		15	\$3,000.00	2018	\$0.00	FD	Fire	
Self Contained Breathing Apparatus	10/01/2004		15	\$3,000.00	2018	\$0.00	FD	Fire	
Self Contained Breathing Apparatus	11/01/2004		15	\$3,000.00	2018	\$0.00	FD	Fire	
Self Contained Breathing Apparatus	11/01/2004		15	\$3,000.00	2018	\$0.00	FD	Fire	
Self Contained Breathing Apparatus	10/01/2004		15	\$3,000.00	2018	\$0.00	FD	Fire	
Self Contained Breathing Apparatus	11/01/2004		15	\$3,000.00	2018	\$0.00	FD	Fire	
Self Contained Breathing Apparatus	09/01/2005		15	\$3,000.00	2019	\$0.00	FD	Fire	

Town of Edisto Beach, South Carolina

FY 2018-19 Budget

Self Contained Breathing Apparatus	07/01/2005		15	\$3,000.00	2019	\$0.00	FD	Fire	
Self Contained Breathing Apparatus	07/01/2005		15	\$3,000.00	2019	\$0.00	FD	Fire	
Self Contained Breathing Apparatus	07/01/2005		15	\$3,000.00	2019	\$0.00	FD	Fire	
Self Contained Breathing Apparatus	05/01/2006		15	\$3,000.00	2020	\$0.00	FD	Fire	
Self Contained Breathing Apparatus	03/01/2006		15	\$3,000.00	2020	\$0.00	FD	Fire	
Self Contained Breathing Apparatus	03/01/2006		15	\$3,000.00	2020	\$0.00	FD	Fire	
Self Contained Breathing Apparatus	05/01/2006		15	\$3,000.00	2020	\$0.00	FD	Fire	
Self Contained Breathing Apparatus	05/01/2006		15	\$3,000.00	2020	\$0.00	FD	Fire	
Self Contained Breathing Apparatus	05/01/2006		15	\$3,000.00	2020	\$0.00	FD	Fire	
Self Contained Breathing Apparatus	05/01/2006		15	\$3,000.00	2020	\$0.00	FD	Fire	
Self Contained Breathing Apparatus	07/01/2007		15	\$3,000.00	2021	\$0.00	FD	Fire	
Turn Out Gear Fire Dex S/N 124780001/127124002	08/01/2013	\$3,316.00	10	\$3,600.00	2023	\$0.00	FD	Fire	
Turn Out Gear Fire Dex S/N 122491001/122491003	03/01/2013	\$3,316.00	10	\$3,600.00	2023	\$0.00	FD	Fire	
Turn Out Gear Fire Dex S/N 127124001/127124003	05/01/2013	\$3,316.00	10	\$3,600.00	2023	\$0.00	FD	Fire	
Turn Out Gear Janesville 0006558972/0005559442	Jan-14	\$3,316.00	10	\$3,600.00	2024	\$0.00	FD	Fire	
Turn Out Gear Janesville 6559002/6559462	Jan-14	\$3,316.00	10	\$3,600.00	2024	\$0.00	FD	Fire	
Turn Out Gear Fire Dex 122491002/122491004	Mar-13	\$3,316.00	10	\$3,600.00	2023	\$0.00	FD	Fire	
Turn Out Gear Lion (ordered)	Apr-18	\$3,316.00	10	\$3,600.00	2028	\$0.00	FD	Fire	
Turn Out Gear Globe	Apr-18	\$3,316.00	10	\$3,600.00	2028	\$0.00	FD	Fire	
Turn Out Gear Lion S/N 07362602/7361952	06/01/2015	\$3,316.00	10	\$3,600.00	2025	\$0.00	FD	Fire	spare
Turn Out Gear Janesville S/N 6558961/6559452	01/01/2014	\$3,316.00	10	\$3,600.00	2024	\$0.00	FD	Fire	spare
Turn Out Gear Janesville S/N 0006654902/0006653062	02/01/2014	\$3,316.00	10	\$3,600.00	2024	\$0.00	FD	Fire	spare
Turn Out Gear Lion 0006558962/6559452	Jan-14	\$3,316.00	10	\$3,600.00	2024	\$0.00	FD	Fire	spare
Turn Out Gear Lion 0007896942/0007891282	Mar-16	\$3,316.00	10	\$3,600.00	2026	\$0.00	FD	Fire	spare
Turn Out Gear Lion 0006558952/0006559432	Mar-16	\$3,316.00	10	\$3,600.00	2024	\$0.00	FD	Fire	spare
Turn Out Gear Lion (ordered)	Apr-18	\$3,316.00	10	\$3,600.00	2028	\$0.00	VFD	Fire	

Town of Edisto Beach, South Carolina

FY 2018-19 Budget

Turn Out Gear Globe 5260611/5260612	Mar-17	\$3,316.00	10	\$3,600.00	2027	\$0.00	VFD	Fire
Turn Out Gear Gxcel 5227732/5227734	Jan-17	\$1,766.00	10	\$2,000.00	2027	\$0.00	VFD	Fire
Turn Out Gear Globe 5227731/5227733	Jan-17	\$3,316.00	10	\$3,600.00	2027	\$0.00	VFD	Fire
Turn Out Gear Lion S/N 7225042/7221982	06/01/2015	\$3,316.00	10	\$3,600.00	2025	\$0.00	VFD	Fire
Turn Out Gear Gxcel 5329804/5329805	Jul-17	\$1,762.00	10	\$2,000.00	2027	\$0.00	VFD	Fire
Turn Out Gear Lion	Apr-16	\$1,794.00	10	\$2,000.00	2026	\$0.00	VFD	Fire
Turn Out Gear Lion	Apr-16	\$1,794.00	10	\$2,000.00	2026	\$0.00	VFD	Fire
Handheld Radio S/N 655CLD0247	11/30/2012	\$3,675.00	7	\$4,600.00	2023	\$658.00	GEVERF	Fire
Handheld Radio S/N 655CLD0248	11/30/2012	\$3,675.00	7	\$4,600.00	2023	\$658.00	GEVERF	Fire
Handheld Radio S/N 655CLD0249	11/30/2012	\$3,675.00	7	\$4,600.00	2023	\$658.00	GEVERF	Fire
Handheld Radio S/N 655CLD0250	11/30/2012	\$3,675.00	7	\$4,600.00	2023	\$658.00	GEVERF	Fire
Handheld Radio S/N 655CLD0251	11/30/2012	\$3,675.00	7	\$4,600.00	2023	\$658.00	GEVERF	Fire
Handheld Radio S/N 655CLD0252	11/30/2012	\$3,675.00	7	\$4,600.00	2023	\$658.00	GEVERF	Fire
Handheld Radio S/N 655CLD0253	11/30/2012	\$3,675.00	7	\$4,600.00	2023	\$658.00	GEVERF	Fire
Handheld Radio S/N 655CLD0254	11/30/2012	\$3,675.00	7	\$4,600.00	2023	\$658.00	GEVERF	Fire
Handheld Radio S/N 655CLD0255	11/30/2012	\$3,675.00	7	\$4,600.00	2023	\$658.00	GEVERF	Fire
Handheld Radio S/N 655CLD0256	11/30/2012	\$3,675.00	7	\$4,600.00	2023	\$658.00	GEVERF	Fire
Handheld Radio S/N 655CLD0257	11/30/2012	\$3,675.00	7	\$4,600.00	2023	\$658.00	GEVERF	Fire
Handheld Radio S/N 655CLD0258	11/30/2012	\$3,675.00	7	\$4,600.00	2023	\$658.00	GEVERF	Fire
Base Radio S/N 656CLD0200	11/30/2012	\$3,675.00	7	\$4,600.00	2023	\$658.00	GEVERF	Fire
Base Radio S/N 656CLD0202	11/30/2012	\$3,675.00	7	\$4,600.00	2023	\$658.00	GEVERF	Fire
Base Radio S/N 656CLD0204	11/30/2012	\$3,675.00	7	\$4,600.00	2023	\$658.00	GEVERF	Fire
Base Radio S/N 656CLD0205	11/30/2012	\$3,675.00	7	\$4,600.00	2023	\$658.00	GEVERF	Fire
Base Radio S/N 5378H2613C19115	11/30/2012	\$3,675.00	7	\$4,600.00	2023	\$658.00	GEVERF	Fire
Base VHF ICO Radio S/N 01004469	11/30/2012	\$3,675.00	7	\$4,600.00	2023	\$658.00	GEVERF	Fire
2016 Ford Explorer VIN 1FMSK8AR6GGA86536	11/05/2015	\$38,491.00	5	\$48,114.00	2021	\$9,622.89	GEVERF	Police
2016 Ford Explorer VIN 1FMSK8AR6GGA86535	11/05/2015	\$38,491.00	5	\$48,114.00	2021	\$9,622.89	GEVERF	Police
2018 Ford Explorer 1FMSK8AR8JGA44262	03/26/2018	\$34,899.00	5	\$43,524.00	2023	\$10,906.00	GFVERF	Police
2018 Ford Explorer 1FMSK8AR8JGA44263	03/26/2018	\$34,899.00	5	\$43,524.00	2023	\$10,906.00	GFVERF	Police

Town of Edisto Beach, South Carolina

FY 2018-19 Budget

2014 Chevy Tahoe VIN 1GNSK2E02ER183791	03/19/2014	\$29,705.00	5	\$38,042.00	2020	\$12,680.97	GFVERF	Police	
2017 Ford Explorer VIN 1FM5K8AR1HGC35095	04/26/2017	\$38,250.00	5	\$47,812.00	2022	\$9,562.50	GFVERF	Police	
2017 Ford Explorer VIN 1FM5K8AR8HGA37422	04/27/2017	\$38,250.00	5	\$47,812.00	2022	\$9,562.50	GFVERF	Police	
Soft Body Armor	03/10/2015	\$750.00	5	\$800.00	2019	\$0.00	PD	Police	Grant
Soft Body Armor	03/10/2015	\$750.00	5	\$800.00	2020	\$0.00	PD	Police	
Soft Body Armor	03/10/2017	\$750.00	5	\$800.00	2022	\$0.00	PD	Police	
Soft Body Armor	09/01/2017	\$750.00	5	\$800.00	2022	\$0.00	PD	Police	
Soft Body Armor	07/23/2014	\$750.00	5	\$800.00	2019	\$0.00	PD	Police	Grant
Soft Body Armor	07/23/2014	\$750.00	5	\$1,400.00	2019	\$0.00	PD	Police	Grant
Soft Body Armor	05/01/2018	\$750.00	5	\$1,400.00	2023	\$0.00	PD	Police	
2016 RTV500-H Kubota	02/16/2016	\$11,215.00	4	\$14,018.00	2021	\$2,803.00	GFVERF	Police	
Glock 40 Caliber S&W Serial # YDL293	02/25/2015	\$357.00	10	\$392.70	2025	\$0.00	PD	Police	
Glock 40 Caliber S&W Serial # YDL294	02/25/2015	\$357.00	10	\$392.70	2025	\$0.00	PD	Police	
Glock 40 Caliber S&W Serial # YDL295	02/25/2015	\$357.00	10	\$392.70	2025	\$0.00	PD	Police	
Glock 40 Caliber S&W Serial # YDL296	02/25/2015	\$357.00	10	\$392.70	2025	\$0.00	PD	Police	
Glock 40 Caliber S&W Serial # YDL297	02/25/2015	\$357.00	10	\$392.70	2025	\$0.00	PD	Police	
Glock 40 Caliber S&W Serial # YDL298	02/25/2015	\$357.00	10	\$392.70	2025	\$0.00	PD	Police	
Glock 40 Caliber S&W Serial # YDL299	02/25/2015	\$357.00	10	\$392.70	2025	\$0.00	PD	Police	
Digital Camera System	01/30/2014	\$51,218.66	10	\$22,500.00	2024	\$3,215.00	PD	Police	
Mobile Radio S/N 527CNR2031	11/30/2012	\$4,245.00	7	\$4,600.00	2023	\$658.00	PD	Police	
Mobile Radio S/N 527CNR2032	11/30/2012	\$4,245.00	7	\$4,600.00	2023	\$658.00	PD	Police	
Mobile Radio S/N 527CNR2033	11/30/2012	\$4,245.00	7	\$4,600.00	2023	\$658.00	PD	Police	
Mobile Radio S/N 527CNR2034	11/30/2012	\$4,245.00	7	\$4,600.00	2023	\$658.00	PD	Police	
Mobile Radio S/N 527CNR2035	11/30/2012	\$4,245.00	7	\$4,600.00	2023	\$658.00	PD	Police	
Mobile Radio S/N 527CNR2036	11/30/2012	\$4,245.00	7	\$4,600.00	2023	\$658.00	PD	Police	
Mobile Radio S/N 527CNR2037	11/30/2012	\$4,245.00	7	\$4,600.00	2023	\$658.00	PD	Police	
Portable Radio S/N	11/30/2012	\$4,245.00	7	\$4,600.00	2023	\$658.00	PD	Police	
Portable Radio S/N 655CNR3114	11/30/2012	\$4,245.00	7	\$4,600.00	2023	\$658.00	PD	Police	

Town of Edisto Beach, South Carolina

FY 2018-19 Budget

Portable Radio S/N 655CNR3115	11/30/2012	\$4,245.00	7	\$4,600.00	2023	\$658.00	PD	Police	
Portable Radio S/N 655CNR3116	11/30/2012	\$4,245.00	7	\$4,600.00	2023	\$658.00	PD	Police	
Portable Radio S/N 655CNR3117	11/30/2012	\$4,245.00	7	\$4,600.00	2023	\$658.00	PD	Police	
Portable Radio S/N 655CNR3118	11/30/2012	\$4,245.00	7	\$4,600.00	2023	\$658.00	PD	Police	
Portable Radio S/N 655CNR3119	11/30/2012	\$4,245.00	7	\$4,600.00	2023	\$658.00	PD	Police	
Portable Radio S/N 481CPX3189	11/30/2012	\$4,245.00	7	\$4,600.00	2023	\$658.00	PD	Police	
16' Hudson Trailer	06/15/1995	\$1,385.00	10	\$1,731.25	2002	\$0	GFVERF	Public Works	Depreciation
2006 Fast Lane Dump Trailer 4YZDT122771011231	08/01/2006	\$6,360.00	5	\$7,950.00	2011	\$0	GFVERF	Public Works	Depreciation To Be Replaced
2006 Gill Box Scraper #13647	08/01/2006	\$1,958.85	5	\$2,448.56	2011	\$0	GFVERF	Public Works	Depreciation
Miller Built Trailer #KS8218	06/30/1905	\$2,721.00	5	\$3,401.25	2012	\$0	GFVERF	Public Works	Depreciation
Harper/Goossen Blower	09/21/2007	\$4,558.00	6	\$5,697.50	2013	\$0	GFVERF	Public Works	Depreciation
2010 Ford F-150 VIN 1FTMF1CW7AKE01251	12/15/2010	\$17,379.00	5	\$21,723.75	2014	\$0.00	GFVERF	Public Works	
Kubota Mower #F3080	07/07/2009	\$17,968.00	6	\$22,460.00	2015	\$0.00	GFVERF	Public Works	
2010 John Deere Gator S/N 1M0825GSCBM028391	05/01/2011	\$11,538.00	5	\$14,422.50	2015	\$2,884.50	GFVERF	Public Works	
2013 Ford F150 VIN 1FTMF1CM6DKF54271	09/03/2013	\$16,504.00	5	\$20,630.00	2017	\$4,126.00	GFVERF	Public Works	
2008 John Deere 51035	07/11/2008	\$20,168.00	10	\$25,210.00	2018	\$2,521.00	GFVERF	Public Works	
2008 John Deere Rotary Cut W00MX6X026277	07/11/2008	\$2,076.00	10	\$2,595.00	2018	\$259.50	GFVERF	Public Works	
John Deer 1435 Mower	08/06/2013	\$17,355.88	6	\$21,694.85	2018	\$3,615.80	GFVERF	Public Works	
2010 Model L39 Kubota S/N 60269	08/13/2010	\$34,700.00	10	\$43,375.00	2019	\$4,337.50	GFVERF	Public Works	
JLG 450A Boom Lift	11/22/2011	\$19,814.00	10	\$24,767.50	2020	\$2,476.75	GFVERF	Public Works	
2010 Club Car Golf Cart #AG1013-087071	11/06/2014	\$3,739.00	6	\$4,674.56	2020	\$779.00	GEVERF	Public Works	
12' Utility Trailer 1R9BU12222R410082	06/15/1993	\$1,385.00	10	\$1,731.00	2003	\$0	GEVERF	Public Works	
Mud Hog W/W	06/17/1995	\$2,000.00	5	\$2,500.00	1999	\$0	UVERF	Water/Sewer	Depreciation
3" Mud Hog (W/S) D0181558	11/29/2001	\$1,537.00	5	\$1,921.25	2005	\$0	UVERF	Water/Sewer	Depreciation
Onan Gen Trailer 35KW E970639579	06/19/1995	\$20,000.00	10	\$25,000.00	2006	\$0	UVERF	Water/Sewer	Depreciation
Onan Gen Trailer 35KW G9801772716	09/01/1998	\$18,700.00	10	\$23,375.00	2007	\$0	UVERF	Water/Sewer	Depreciation
Ditch Witch Trencher/Trailer 1Ds000A1XA750089	07/26/2004	\$7,442.00	5	\$9,302.50	2008	\$0	UVERF	Water/Sewer	Depreciation

Town of Edisto Beach, South Carolina

FY 2018-19 Budget

Onan Gen Sewer Plant H000140647	10/01/2000	\$13,000.00	10	\$16,250.00	2009	\$0	UVERF	Water/Sewer	Depreciation	
2015 Ford F250 SL 1FDBF2B68FEB3636565	10/08/2014	\$30,856.00	5	\$38,570.00	2009	\$7,714	UVERF	Water/Sewer	Depreciation	
Mighty Mole #1070016	04/09/2002	\$5,429.00	10	\$6,786.25	2011	\$0	UVERF	Water/Sewer	Depreciation	
Thompson Pump 4V-312	09/27/2001	\$17,369.00	10	\$21,711.25	2011	\$0	UVERF	Water/Sewer	Depreciation	
2008 Ford F250 1FTNF215X8EC78574	11/28/2007	\$30,200.00	5	\$37,750.00	2011	\$0	UVERF	Water/Sewer	To Be Replaced	
2008 Ford F250 Sup Cab 1FTSX21518EC78575	12/07/2007	\$25,054.00	5	\$31,317.50	2011	\$0	UVERF	Water/Sewer	To Be Replaced	
Mudhog 5537W DO709407	11/01/2007	\$2,105.00	6	\$2,631.25	2013	\$0	UVERF	Water/Sewer	Depreciation	
2008 Ford F250 Lt Truck 1FTNF21598EC45579	07/29/2008	\$30,988.00	5	\$38,735.00	2013	\$0	UVERF	Water/Sewer	To Be Replaced	
2006 Cat. Back Hoe 416D BFP15484	07/06/2014	\$55,500.00	7	\$69,375.00	2013	\$0	UVERF	Water/Sewer	Depreciation	
Onan Gen Trailer 50KW DO50767704	05/01/2005	\$24,207.00	10	\$30,258.75	2014	\$0	UVERF	Water/Sewer		
Dewalt Gen 6.0-6.4 KW Model DG60000 S/N 2100034020	09/02/2004	\$1,935.00	10	\$2,418.75	2014	\$0	UVERF	Water/Sewer		
Jet Vac W/Camera 4016 DTD 300 E45 Series 22355	09/09/2005	\$74,000.00	10	\$92,500.00	2014	\$0	UVERF	Water/Sewer		
KatoLite Gen 40KW S/N 145506-0507	06/18/2007	\$39,500.00	10	\$49,375.00	2016	\$4,938.00	UVERF	Water/Sewer		
2012 Ford F-250 Utility Truck VIN1TFBF2B69CEA58359	08/28/2012	\$32,798.00	5	\$40,997.50	2016	\$8,199.50	UVERF	Water/Sewer		
KatoLite 100 KW Gen S/N 1639000508	08/12/2008	\$51,450.00	10	\$64,312.50	2018	\$6,431.25	UVERF	Water/Sewer		
KatoLite 150KW Gen S/N 302859-1-1-1208	02/17/2009	\$67,500.00	10	\$84,375.00	2018	\$8,437.50	UVERF	Water/Sewer		
2012 Hudson HTDG Trailer S/N 10HHTDGDOD1000001	08/10/2012	\$10,690.00	10	\$13,362.50	2021	\$1,336.25	UVERF	Water/Sewer		
2012 Thompson Pump 4JSCM-DYST-3TNV- MC	10/29/2012	\$42,878.79	10	\$53,598.48	2022	\$0.00	UVERF	Water/Sewer		
2016 Thompson Bypass Pump		\$51,128.00	10	\$63,910.00	2026	\$6,391.00	UVERF	Water/Sewer		
Fire Hydrant 1 Palmetto Dr/174	1991		30-50					Water	Water	Mueller
Fire Hydrant 2 406 Hwy 174	1991		30-50					Water	Water	Mueller
Fire Hydrant 3 State Cabin Rd 174	1982		30-50					Water	Water	Mueller
Fire Hydrant 4 state park entrance	1976		30-50					Water	Water	Mueller
Fire Hydrant 5 110 Palmetto	1993		30-50					Water	Water	Mueller
Fire Hydrant 6 128 Palmetto	1976		30-50					Water	Water	Mueller
Fire Hydrant 7 146 Palmetto	1976		30-50					Water	Water	Mueller
Fire Hydrant 8 207 Jungle Rd	1976		30-50					Water	Water	Mueller

Town of Edisto Beach, South Carolina

FY 2018-19 Budget

Fire Hydrant 9 220 Palmetto Blvd	1976	30-50	Water	Water	Mueller
Fire Hydrant 10 302 Jungle Rd	1976	30-50	Water	Water	Mueller
Fire Hydrant 11 402 Palmetto	1976	30-50	Water	Water	Mueller
Fire Hydrant 12 318 Jungle	1976	30-50	Water	Water	Mueller
Fire Hydrant 13 410 Palmetto	1976	30-50	Water	Water	Mueller
Fire Hydrant 14 504 Jungle Rd	1976	30-50	Water	Water	Mueller
Fire Hydrant 15 602 Palmetto	1976	30-50	Water	Water	Mueller
Fire Hydrant 16 610 Pompano	1976	30-50	Water	Water	Mueller
Fire Hydrant 17 515 Jungle	1976	30-50	Water	Water	Mueller
Fire Hydrant 18 619 Palmetto	1976	30-50	Water	Water	Mueller
Fire Hydrant 19 615 Jungle Rd	1976	30-50	Water	Water	Mueller
Fire Hydrant 21 713 Palmetto	1976	30-50	Water	Water	Mueller
Fire Hydrant 22 718 Jungle	1976	30-50	Water	Water	Mueller
Fire Hydrant 23 808 Palmetto	1976	30-50	Water	Water	Mueller
Fire Hydrant 24 908 Jungle Rd	1976	30-50	Water	Water	Mueller
Fire Hydrant 25 1101 Palmetto	1976	30-50	Water	Water	Mueller
Fire Hydrant 26 1202 Jungle Road	1976	30-50	Water	Water	Mueller
Fire Hydrant 27 1301 Palmetto Blvd	1966	30-50	Water	Water	Mueller
Fire Hydrant 28 1315 Jungle	1976	30-50	Water	Water	Mueller
Fire Hydrant 29 1501 Palmetto	1976	30-50	Water	Water	Mueller
Fire Hydrant 31 Lybrand St	1991	30-50	Water	Water	Mueller
Fire Hydrant 32 Lybrand St	1976	30-50	Water	Water	Mueller
Fire Hydrant 34 Lybrand St	1976	30-50	Water	Water	Mueller
Fire Hydrant 35 1701 Palmetto	1976	30-50	Water	Water	Mueller
Fire Hydrant 36 1802 Myrtle	1976	30-50	Water	Water	Mueller
Fire Hydrant 37 1806 Lee Street	1990	30-50	Water	Water	Mueller
Fire Hydrant 39 Lee St/Baynard	1990	30-50	Water	Water	Mueller
Fire Hydrant 40 2001 Myrtle	1976	30-50	Water	Water	Mueller
Fire Hydrant 41 2001 Myrtle	1991	30-50	Water	Water	Mueller
Fire Hydrant 42 Myrtle @ Jenkins	1976	30-50	Water	Water	Mueller

Town of Edisto Beach, South Carolina

FY 2018-19 Budget

Fire Hydrant 43 2301 Palmetto	1991	30-50	Water	Water	Mueller
Fire Hydrant 44 2306 Murray	1976	30-50	Water	Water	Mueller
Fire Hydrant 45 2418 Murray	2002	30-50	Water	Water	Mueller
Fire Hydrant 46 2405 Palmetto @ Holmes	1966	30-50	Water	Water	Mueller
Fire Hydrant 47 Myrtle @ Loring	1976	30-50	Water	Water	Mueller
Fire Hydrant 48 Palmetto @ Laroche	1966	30-50	Water	Water	Mueller
Fire Hydrant 49 2807 Palmetto	1966	30-50	Water	Water	Mueller
Fire Hydrant 50 2802 Myrtle@Neptune	1976	30-50	Water	Water	Mueller
Fire Hydrant 51 3001 Palmetto	1993	30-50	Water	Water	Mueller
Fire Hydrant 52 Myrtle @ White Cap	1976	30-50	Water	Water	Mueller
Fire Hydrant 53 3101 Myrtle	1990	30-50	Water	Water	Mueller
Fire Hydrant 55 3109 Palmetto	1966	30-50	Water	Water	Mueller
Fire Hydrant 56 3109 Myrtle	1990	30-50	Water	Water	Mueller
Fire Hydrant 57 3121 Myrtle	1990	30-50	Water	Water	Mueller
Fire Hydrant 58 3131 Palmetto	1966	30-50	Water	Water	Mueller
Fire Hydrant 59 3215 Myrtle	1990	30-50	Water	Water	Mueller
Fire Hydrant 60 3307 Palmetto	1966	30-50	Water	Water	Mueller
Fire Hydrant 61 3315 Myrtle	1990	30-50	Water	Water	Mueller
Fire Hydrant 62 3327 Palmetto	1966	30-50	Water	Water	Mueller
Fire Hydrant 63 Myrtle	1990	30-50	Water	Water	Mueller
Fire Hydrant 66 Palmetto & Yacht	1995	30-50	Water	Water	Mueller
Fire Hydrant 67 Bay Point	1976	30-50	Water	Water	Mueller
Fire Hydrant 68 3621 Yacht Club	1966	30-50	Water	Water	Mueller
Fire Hydrant 70 Marsh Point	1988	30-50	Water	Water	Mueller
Fire Hydrant 71 Marsh Point	2003	30-50	Water	Water	Mueller
Fire Hydrant 72 Edisto Marina	2003	30-50	Water	Water	Mueller
Fire Hydrant 73 3714 Dock Site	1976	30-50	Water	Water	Mueller
Fire Hydrant 75 909 Fairway	1985	30-50	Water	Water	Mueller
Fire Hydrant 76 773 Summerwind	1985	30-50	Water	Water	Mueller
Fire Hydrant 78 907 Fairway	1985	30-50	Water	Water	Mueller

Town of Edisto Beach, South Carolina

FY 2018-19 Budget

Fire Hydrant 79 Across from 745 Fairway	1985		30-50	Water	Water	Mueller
Fire Hydrant 80 895 Club Cottage	1985		30-50	Water	Water	Mueller
Fire Hydrant 81 740 and 744 Fairway	1985		30-50	Water	Water	Mueller
Fire Hydrant 82 733 Fairway	1985		30-50	Water	Water	Mueller
Fire Hydrant 84 803 Club Cottage	2016	\$1,650.00	30-50	Water	Water	Mueller
Fire Hydrant 85 851A Club Cottage	1978		30-50	Water	Water	Mueller
Fire Hydrant 87 408 Shelter Cove	1973		30-50	Water	Water	Mueller
Fire Hydrant 88 King Cotton	1983		30-50	Water	Water	Mueller
Fire Hydrant 89 King Cotton	1983		30-50	Water	Water	Mueller
Fire Hydrant 90 Gun Bluff	1978		30-50	Water	Water	Mueller
Fire Hydrant 91 41 Pender Lane	2002		30-50	Water	Water	Mueller
Fire Hydrant 93 56 Rice Lane	1978		30-50	Water	Water	Mueller
Fire Hydrant 94 15 Gun Bluff	1978		30-50	Water	Water	Mueller
Fire Hydrant 96 45 Battery Park	1985		30-50	Water	Water	Mueller
Fire Hydrant 97 33 Battery park	1986		30-50	Water	Water	Mueller
Fire Hydrant 100 208 Sea Cloud	1973		30-50	Water	Water	Mueller
Fire Hydrant 101 3728 Docksite	1976		30-50	Water	Water	Mueller
Fire Hydrant 102 3742 Docksite	2002		30-50	Water	Water	Mueller
Fire Hydrant 107 108 Jungle Rd	1993		30-50	Water	Water	Mueller
Fire Hydrant 108 140 Jungle Rd	1993		30-50	Water	Water	Mueller
Fire Hydrant 110 Holmes@FD	1993		30-50	Water	Water	Mueller
Fire Hydrant 111 1805 Palmetto	1966		30-50	Water	Water	Mueller
Fire Hydrant 112 Hwy 174	1996		30-50	Water	Water	Mueller
Fire Hydrant 113 114 Jungle Rd	1997		30-50	Water	Water	Mueller
Fire Hydrant 116 514 B Oristo	1995		30-50	Water	Water	Mueller
Fire Hydrant 117 522 B Oristo	1995		30-50	Water	Water	Mueller
Fire Hydrant 118 529 Oristo	1995		30-50	Water	Water	Mueller
Fire Hydrant 119 533 Oristo	1995		30-50	Water	Water	Mueller
Fire Hydrant 123 State Cabln Rd	2003		30-50	Water	Water	Mueller
Fire Hydrant 124 State Cabin Rd	2003		30-50	Water	Water	Mueller

Town of Edisto Beach, South Carolina

FY 2018-19 Budget

Fire Hydrant 126 Palmetto Rd/Methodist	2003		30-50	Water	Water	Mueller
Fire Hydrant 127 8272 Palmetto Rd	2003		30-50	Water	Water	Mueller
Fire Hydrant 128 Palmetto Rd/Fork	1993		30-50	Water	Water	Mueller
Fire Hydrant 131 The retreat	2000		30-50	Water	Water	Mueller
Fire Hydrant 133 8345 Palmetto R	2006		30-50	Water	Water	Mueller
Fire Hydrant 136 Edisto@Point	2013		30-50	Water	Water	Mueller
Fire Hydrant 137 Point Street@Jenkins	2013		30-50	Water	Water	Mueller
Fire Hydrant 138 Point St@Murray	2013		30-50	Water	Water	Mueller
Fire Hydrant 139 Point@Loring	2013		30-50	Water	Water	Mueller
Fire Hydrant 140 Point@Neptune	2013		30-50	Water	Water	Mueller
Fire Hydrant 141 Point@Billow	2013		30-50	Water	Water	Mueller
Fire Hydrant 142 Jungle Shores@Jungle	2016	\$3,400.00	30-50	Water	Water	Mueller
Fire Hydrant 143 Jungle Shores@Whaley	2016	\$3,400.00	30-50	Water	Water	Mueller
Fire Hydrant 144 Jungle Shores@Matilda	2016	\$3,400.00	30-50	Water	Water	Mueller
Fire Hydrant 145 Jungle Shores@Cupid	2016	\$3,400.00	30-50	Water	Water	Mueller
Fire Hydrant 146 Jungle Shores@Atlantic	2016	\$3,400.00	30-50	Water	Water	Mueller
Fire Hydrant 147 603 Jungle Shores	2016	\$3,400.00	30-50	Water	Water	Mueller
Fire Hydrant 148 Jungle Shores@Portia	2016	\$3,400.00	30-50	Water	Water	Mueller
Fire Hydrant 149 705 Jungle Shores	2016	\$3,400.00	30-50	Water	Water	Mueller
Fire Hydrant 150 Jungle Shores@Dahwoo	2016	\$3,400.00	30-50	Water	Water	Mueller
Fire Hydrant 151 901 Jungle Shores	2016	\$3,400.00	30-50	Water	Water	Mueller
Fire Hydrant 152 Cheehaw@Jungle Road	2016	\$3,400.00	30-50	Water	Water	Mueller

General Fund Debt**Debt (General Fund)**

State Code limits the amount of general obligation debt that a unit of government can issue up to the eight percent (8%) of the total assessed value of taxable property located within that government's boundaries without a referendum. General obligation debt is defined as any indebtedness that is secured in whole or part by a pledge of property taxes. The Town may incur General Obligation debt over the eight percent (8%) limit when approved by a majority vote in a referendum as authorized by law. Based on the estimated total 2017 assessed value of \$50,767,530, the legal debt margin for the Town of Edisto Beach is \$4,061,402. The Town's current General Obligation debt is \$0.

In FY 2007-08, a General Obligation Bond was issued for the Town of Edisto Beach for \$2,700,000 to purchase the Bell Buoy property. Maturity of the bond is April 1, 2037. Interest rates range from 4.3% due April 1, 2015; 4.5% due April 1, 2020; 5% due April 1, 2026; 4.8% due April 1, 2032 and 5% due April 1, 2037. The resulting interest at term is \$2,450,929. Because the General Obligation Bond was approved by referendum, it does not apply to the Town's 8% debt limit.

The Standard and Poor's General Obligation Bond Rating for the Town was re-evaluated in 2015. The Town maintained an A++ rating for General Obligation Bond while most other governmental agencies received a lower rating. The Town was recently re-evaluated in May 2017 for its revenue bond and maintained an A+ rating. An A Rating on Standard and Poor's means the Town has a strong capacity to meet financial commitments, but is somewhat susceptible to adverse economic conditions and changes in circumstances.

Special Funds**State Accommodations Fund**

A two percent (2%) local accommodations tax on transient rental property (less than 90 days continuous rental) is imposed by the state and credited to the municipality in which it is collected as authorized by S.C. Code §12-36-2630 (3). Allocation of the funds is specified under Title 6, Chapter 4 of the South Carolina Code of Laws. The first \$25,000 goes to the General Fund. After this initial allocation, 65% goes to the ATAX 65% Fund, 30% goes to the ATAX 30% Fund and 5% goes to the general fund of the municipality. The ATAX 65% and ATAX 30% must be used for tourism-related activities.

A seven-member advisory board appointed by the Council is required to make recommendations if more than \$50,000 is received for the ATAX 65% Fund. The seven-member board must consist of at least two members from the hospitality lodging industry, two members at-large, two members from the hospitality industry and one member to represent cultural organizations.

The Town of Edisto Beach designated the Chamber of Commerce to manage and direct expenditures of the ATAX 30% monies according to an Ordinance adopted on July 11, 1985, as amended September 10, 1988, to the provisions of the Code of Laws of South Carolina Title 6, Chapter 4. The Chamber submits its budget to the Council for approval.

According to State Code, ATAX monies can only be used for the following: Tourism-related expenditures include:

- advertising and promotion of tourism so as to develop and increase tourist attendance through the generation of publicity;
- promotion of the arts and cultural events;

Town of Edisto Beach, South Carolina

FY 2018-19 Budget

- construction, maintenance, and operation of facilities for civic and cultural activities including construction and maintenance of access and other nearby roads and utilities for the facilities;
- the criminal justice system, law enforcement, fire protection, solid waste collection, and health facilities when required to serve tourists and tourist facilities. This is based on the estimated percentage of costs directly attributed to tourists;
- public facilities such as restrooms, dressing rooms, parks, and parking lots;
- tourist shuttle transportation;
- control and repair of waterfront erosion, including beach renourishment; and
- operating visitor information centers.

The ATAX 65% allocations are decided by the board and approved by Town Council. The fund balance is \$277,590. The projected income for FY 2018-19 is \$294,125.

Table 12. ATAX Budget Comparison

Budget Comparison	FY14-15*	FY15-16	FY16-17	FY17-18	FY18-19	% Change
ATAX General Fund	45,961	45,022	43,992	47,625	48,000	0.8
ATAX 30% Fund	125,763	120,131	113,950	135,750	135,750	0
ATAX 65% Fund	272,487	260,285	246,891	294,125	294,125	0

* These figures are falsely elevated from receipt of ATAX funds received from FY12-13.

Fiscal Year 2017-18 encumbered and special projects are listed below:

Table 13. ATAX Budget

ATAX 65%	Project	Amount
Current Balance		277,590
Revenues FY 2018-19		294,125
PY Encumbered	Chamber Marketing (expanded off season)	(10,288)
PY Encumbered	Bell Bond Debt	(50,000)
PY Encumbered	Beach Patrol (Remaining last year)	(1,677)
PY Encumbered	Beach Patrol	(9,000)
	Ending Balance	500,750

Alcohol Permit Fund

This is a special fund that can only be used for designated purposes. These funds are collected from temporary permits issued for the possession, consumption and sale of alcoholic liquor permits after hours.

The revenue may be used only by the municipality or county for the following purposes according to S.C. Code §61-6-2010:

- capital improvements to tourism-related buildings including, but not limited to, civic centers, convention centers, coliseums, aquariums, stadlums, marinas, parks, and recreational facilities;
- purchase or renovation of buildings which are historic properties as defined in Section 60-12-10(4) and;
- festivals that have a demonstrable and significant impact on tourism;
- local youth mentor programs to serve juvenile offenders under the jurisdiction of the family court;

- contributions to matching funds necessary for a local government or entity to receive funding from the Legacy Trust Fund pursuant to Chapter 22, Title 51;
- contributions to a redevelopment authority pursuant to Chapter 12, Title 31;
- acquiring fee and less than fee interest in land while it is still available to be held in perpetuity as wildlife preserves or believed to be needed by the public in the future for active and passive recreation uses and scenic easements, to include the following types of land: ocean, harbor, and pond frontage in the form of beaches, dunes, and adjoining backlands; barrier beaches; fresh and saltwater marshes and adjoining uplands; land for bicycle paths; land protecting existing and future public water supply, well fields, highway buffering and aquifer recharge areas; land for wildlife preserves; and land for future public recreational facilities;
- nourishment, renourishment (resanding), and maintenance of beaches;
- dune restoration, including the planting of grass, sea oats, or other vegetation useful in preserving the dune system;
- maintenance of public beach access;
- capital improvements to the beaches and beach-related facilities, such as public parking areas for beach access; dune walkovers and restroom facilities, with or without changing rooms, at public beach parks; and
- construction and maintenance of drainage systems.

The fund balance is \$30,870. The projected income is \$15,000.

Table 14. Alcohol Permitting Tax Budget Comparison

Budget Comparison	FY 14-15	FY15-16	FY16-17	FY17-18	FY 18-19	% Change
Alcohol Permitting	9,300	15,650	22,050	15,000	15,000	0

Fiscal Year 2018-19 encumbered and special projects are listed below:

Table 15. Alcohol Permitting Tax Budget

Alcohol Permitting	Project	Amount
Current Balance		30,870
Revenues FY 2018-19		15,000
FY 2018-2019	Sponsorships	(22,000)
	Ending Balance	23,870

Local Accommodations Fund

The Local Accommodations Tax Act, effective July 1, 1997, authorizes, by positive majority vote imposing a cumulative maximum 3% accommodations tax in a municipality. The tax is levied on gross proceeds from rental or charges for accommodations furnished to transients (period of 30 days or less) as provided by S.C. Code §12-36-920(A). Revenue from the tax must be kept in a separate fund and used for specified tourism related purposes. The Town enacted the Local Accommodations Tax Ordinance on May 14, 1998.

The revenue generated by the local accommodations tax must be used exclusively for the following purposes according to S.C. Code §6-1-530:

- tourism-related buildings including, but not limited to, civic centers, coliseums, and aquariums;
- tourism-related cultural, recreational, or historic facilities;
- beach access, renourishment, or other tourism-related lands and water access;

Town of Edisto Beach, South Carolina

FY 2018-19 Budget

- highways, roads, streets, and bridges providing access to tourist destinations;
- advertisements and promotions related to tourism development; or
- water and sewer infrastructure to serve tourism-related demand.

The fund balance is \$1,213,142. Of this, \$906,446 is in a fund dedicated for beach preservation. It is management’s belief that the income over the past three years has been impacted by various Hurricanes and storm events. The projected income for FY 2018-19 is \$450,000.

Table 16. Local Accommodatons Tax Budget Comparison

Budget Comparison	FY14-15	FY15-16	FY16-17	FY17-18	FY18-19	% Change
Local Accommodations	413,761	414,231	414,615	430,000	450,000	4.65

Fiscal Year 2018-19 encumbered and special appropriations are listed below:

Table 17. Local Accommodations Tax Budget

Local Accommodations	Project	Amount
Current Balance		1,213,142
Revenues FY 2018-19		450,000
PY Encumbered	Beach Preservation	(906,446)
PY Encumbered	Beach Stabilization (Phase 2)	(110,835)
FY2018-19	Bell Bond Debt	(50,000)
FY2018-19	Beach Preservation	(200,000)
FY2018-19	General Fund (Tourism Related)	(100,000)
FY2018-19	Beach Monitoring (Year 1 and 2)	(101,268)
	Ending Balance	194,593

Council decided in FY 2009-2010 to earmark \$200,000 of these funds each year to go towards beach preservation. Although 50% of the fund can be used for operations, only \$100,000 was designated for tourism related operations in FY 2018-19. New legislation is pending that would allow accommodations funding be used for flooding issues. If this occurs, Administration recommends Council consider setting funds aside to address future drainage issues. There is a cross drain at Osceola that is failing and funds may be needed to repair this pipe.

Hospitality Fund

The Local Hospitality Tax Act, June 1, 1998, authorized by positive majority vote, imposed a cumulative maximum 2% hospitality tax in Edisto Beach. The tax is levied on gross proceeds from sales of prepared meals and beverages sold in establishments or sold in establishments licensed for on-premises consumption of alcoholic beverages, beer or wine. The revenue is kept in a separate fund and used for tourism related purposes. The Town collects these funds no later than the 20th of each month. (Ordinance 4-9-1998)

The revenue generated by the hospitality tax must be used exclusively for the following purposes according to S.C. Code §6-1-730:

- tourism-related buildings including, but not limited to, civic centers, coliseums, and aquariums;
- tourism-related cultural, recreational, or historic facilities;
- beach access and renourishment;
- highways, roads, streets, and bridges providing access to tourist destinations;
- advertisements and promotions related to tourism development; or

- water and sewer infrastructure to serve tourism-related demand.

The fund balance is \$197,066. The projected revenues for FY 2018-19 are \$200,000. Fifty percent of the revenues from hospitality taxes are transferred into the general fund for tourism related Town services.

Table 18. Hospitality Tax Budget Comparison

Budget Comparison	FY14-15	FY15-16	FY16-17	FY17-18	FY18-19	% Change
Hospitality	174,346	186,230	193,346	180,000	200,000	11.1

Fiscal Year 2017-18 encumbered and special appropriations are listed below:

Table 19. Hospitality Tax Budget

Hospitality Fee	Project	Amount
Current Balance		197,066
Revenues FY 2018-19		200,000
FY 2018-19	Bell Bond Debt	(25,000)
FY 2018-19	Code Red	(5,000)
FY 2018-19	Hospitality Restricted GF	(100,000)
	Ending Balance	267,066

General Vehicle/Equipment Fund

A vehicle/equipment replacement schedule was established in 1998. Funds are annually dedicated to this fund to replace fixed assets. The fund balance is \$881,916. The projected revenue for FY 2018-19 is \$199,023. The E-1 Ladder Truck has been fully depreciated; however, funding is not sufficient to replace this vehicle. It is recommended the truck be refurbished.

Depreciation Schedule

General Fund Vehicle/Equip Replacement Schedule	
General	12,698
Police	76,306
Fire	81,700
Building	9,009
Public Works	19,310
Annual Total	199,023

Fiscal Year 2018-19 encumbered and special appropriations are listed below:

Table 20. General Fund Vehicle Equipment Fund Budget

Vehicle Equipment Fund	Description	Amount
Current Balance		881,916
General Fund (ADM)	Depreciation	12,698
Police Department	Depreciation	76,306
Fire Department	Depreciation	81,700
Building Department	Depreciation	9,009
Public Works	Depreciation	19,310
Public Works	2006 Fast Lane Dump Trailer	(7,950)

Fire Department	Refurbish 1999 E-1 Ladder Truck	(250,000)
	Ending Balance	822,989

Utility Vehicle/Equipment Fund

A utility vehicle/equipment replacement schedule was established in 1998. Funds are annually dedicated to this fund to replace fixed assets. The fund balance is \$625,868. The revenue for FY 2018-19 is \$43,627.

Depreciation Schedule

Utilities Vehicle/Equip Replacement

Water Vehicle/Equip. Replacement Fund	21,813
Sewer Vehicle/Equip. Replacement Fund	21,813
Annual Total	43,627

The following are replacements or new equipment, scheduled to be purchased:

Table 21. Utilities Vehicle Equipment Budget

Vehicle Equipment Fund	Description	Amount
Current Balance		625,868
Water Fund	Depreciation	21,813
Sewer Fund	Depreciation	21,813
Water/Sewer Fund	Replace 2008 F250 Reg Cab SRW 4X4 with lift gate	(37,750)
Water/Sewer Fund	Replace 2008 F250 Reg Cab SRW 4X4 with lift gate	(37,750)
Water/Sewer Fund	Replace 2008 F250 Sup Cab SRW 4X4	(30,260)
	Ending Balance	563,735

Water System Renewal and Replacement Fund

This fund was established to replace and renovate items in the water system. The current fund balance is \$70,711. The projected revenue for FY 2018-19 is \$140,000. According to the latest Capital Improvement Plan the water needs exceed the sewer needs. The Town continues to renew and replace failing infrastructure. Once the bond revenues have been received the water system improvement project Phase I will be moved to that funding source.

Table 22. Water R&R Budget

Water System R&R	Description	Amount
Current Balance		70,711
Revenues FY 2018-19		140,000
FY 2018-19	Reconfigure and replace booster pumps	(100,000)
	Ending Balance	110,711

Sewer System Renewal and Replacement Fund

This fund was established to replace and renovate items in the sewer system. The current fund balance is \$172,122. The projected revenue for FY 2018-19 is \$60,000. The sewer rates were not adjusted in 2017-18.

Table 23. Sewer R&R Budget

Sewer System R&R	Description	Amount
Current Balance		172,122
Revenues FY 2018-19		60,000
FY 2018-19	Lift Station C	(35,000)
FY 2018-19	Lift Station Pompano	(46,000)
	Ending Balance	151,122

Firefighter’s Insurance and Inspection Fund

In 1907, the S.C. General Assembly passed legislation creating the Firemen’s Insurance and Inspection Fund for “the betterment and maintenance of skilled and efficient fire departments within the county.” Commonly referred to as “1 percent money,” revenue for the Fund comes from a 1 percent tax assessed and collected on fire insurance premiums written in the state for buildings or structures for which taxes are collected.

Annually, the State Department of Insurance assesses, collects and accounts for this tax money. The state treasurer sends each county its portion of the funds. In turn, the county treasurers distribute the money to all fire departments based on total assessed value of the county that constitutes a fire department’s response or coverage area.

Fire departments must spend their 1 percent money in one of three approved categories: retirement and insurance, training and education, and recruitment and retention.

Fire department members, not management, determine how to spend the money within the three categories. Each fire department member, regardless of rank, has an equal vote. To approve a proposed expenditure, 51 percent of the entire fire department membership must vote to approve it. Expenditure requests must be accompanied by detailed information and support documents that provide evidence of eligibility.

Once the fire department members approve an expenditure exceeding \$100, they must submit evidence of the department’s approval along with support documentation to both a local board of trustees, as well as the supervising trustees of the South Carolina State Firemen’s Association. All fire departments must maintain a local board of trustees for the Firemen’s Insurance and Inspection Fund. State law dictates who serves on the board. (SC Code of Laws, Section 23-9-310)

This multi-step review ensures the proposed expenditure is eligible under one or more of the three approved expenditure categories. If the proposed expenditure meets the defined eligibility requirements, the local and state boards must approve the expenditure.

A municipal council cannot require the use of the 1 percent money to cover expenditures such as retirement, health insurance or training paid for other departments out of general operating funds. As trustees for the funds, the municipality must include the 1 percent money in its municipal audit as a special fund.

Once the local and state boards approve the expenditure, the county treasurer can release the funds to the department for the proposed purpose.

The fund balance is \$15,988.

Volunteer Firefighter Fund

For auditing purposes, the Volunteer Firefighters formed a committee and developed a budget for the volunteer firefighter fund. Revenues primarily come from special events, T-Shirt sales, vending sales, and donations. Expenditures are regulated by the Volunteer Department Bylaws and voted on by members of the Volunteer Fire Department. Membership in the volunteer fire department is critical to maintaining ISO ratings which impacts fire insurance premiums of each property owner.

The fund balance is \$81,737. As a quasi-department of the Town, Council must review and approve the annual budget submission.

Civic Center Fund

Town Council entered into an agreement with Colleton County to manage the operation of the Civic Center. A new fund was established to account for the revenues and expenditures of this endeavor. Direct assistance from Colleton County in the amount of \$47,085 is budgeted. The Town anticipates receiving \$25,100 in revenues. Expenditures are budgeted for \$72,197. The Town leases three rooms in the building and has a steady clientele of weekly rentals. The Town is negotiating leasing an additional room.

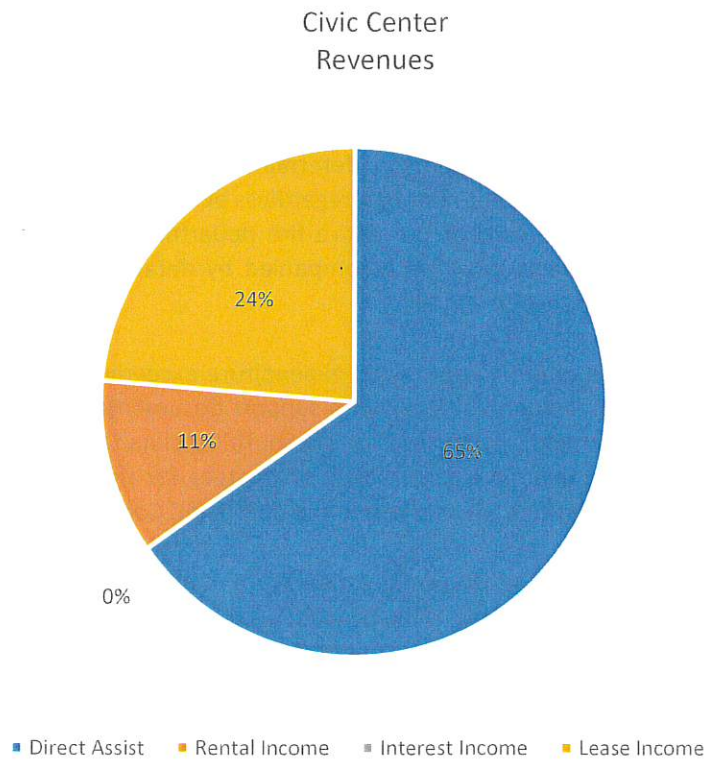


Figure 14. Civic Center Revenues

Proprietary Funds

Enterprise Funds

Enterprise funds are used to account for operations that are financed and operated in a manner similar to private business enterprises. The intent is that the cost of providing goods or services to the general public and other local governments on a continuing basis will be financed and

recovered primarily through user charges. Annual budgets are established for the water and sewer funds.

Water Fund

A water user fee finances the water operations. Fees are collected semiannually. The fee is based on increasing volumetric rates for increased consumption. This places the cost for the operation of the system on the high-end user. The rate was increased in June 2017 by 15% to begin accruing funds sufficient to fund the water system improvement project on the water system as recommended by the rate study. The second 15% increase is being implemented June 2018. The chart below provides a comparison between the current rates and the new rates.

Table 24. Water Rates

	2017-18 0-24,000	2018-19 0-24,000	2017-18 24,000- 48,000	2018-19 24,000- 48,000	2017-18 48,000- 72,000	2018-19 48,000- 72,000	2017-18 72,000 +	2018-19 72,000+
Residential	\$163.84	\$188.42	\$1.83	\$2.10	\$2.04	\$2.35	\$2.28	\$2.62
Business/docks	\$163.84	\$188.42	\$3.63	\$4.17	\$4.08	\$4.69	\$4.55	\$5.23
Outside Town	\$327.70	\$468.61	\$6.22	\$7.15	\$6.99	\$8.04	\$7.77	\$8.94
State Park	\$673.72	\$774.78	\$5.46	\$6.28	\$6.12	\$7.04	\$6.81	\$7.83
Irrigation	\$163.84	\$188.42	\$3.63	\$4.17	\$4.08	\$4.69	\$4.55	\$5.23

Water Fund revenues are listed in the following table:

Town of Edisto Beach, South Carolina

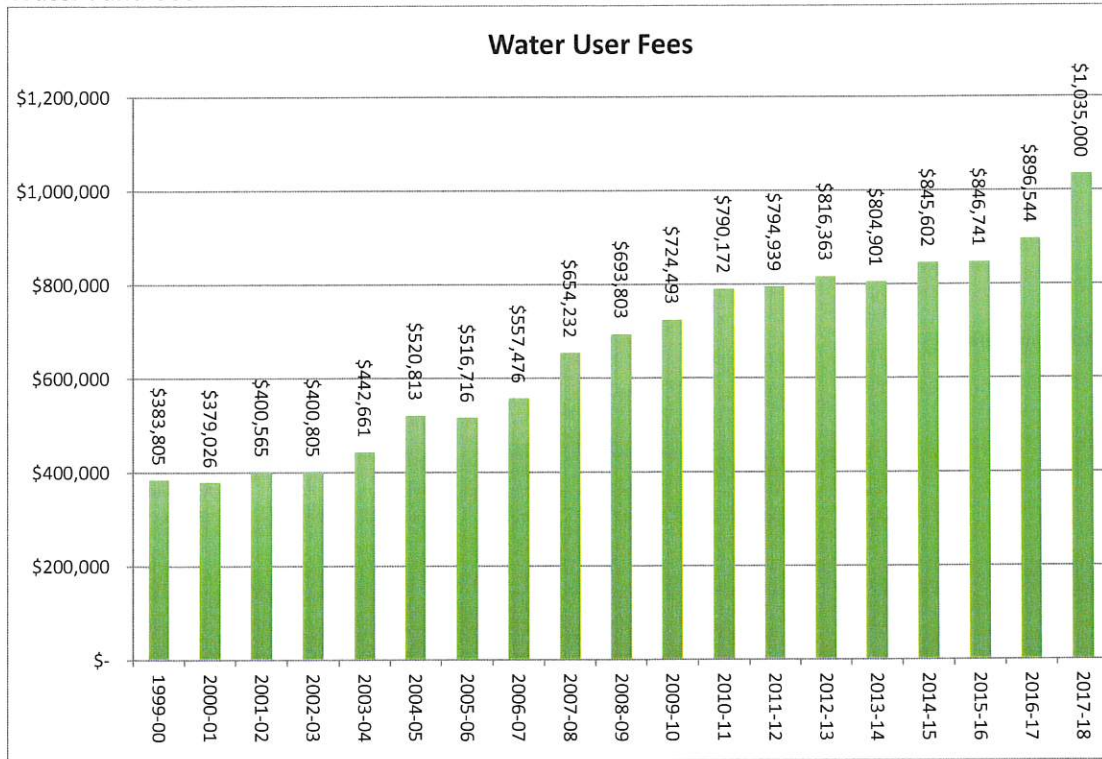
FY 2018-19 Budget

Table 25. Water Fund Revenues (Increase/Decrease)

Revenue	Six Years Prior	Five Years Prior	Four Years Prior	Three Years Prior	Two Years Prior	One Year Prior	Adopted Budget	Proposed Budget	Increase (Decrease)
Water Department	Actual	Actual	Actual	Actual	Actual	Actual	Budget	Budget	(Decrease)
State Match	-	-	-	-	-	3,294	-	-	-
FEMA Revenue	-	-	-	-	-	9,881	-	-	-
Appropriated Prior Year	-	-	-	-	-	-	220,000	50,000	(170,000)
Transfer from R & R	-	-	-	-	-	-	-	-	-
Construction Fund	-	-	-	-	-	-	-	-	-
Water System User Fee	794,939	816,363	804,903	845,602	846,741	896,544	1,035,000	1,190,250	155,250
Tap in Fee	3,000	4,350	7,250	6,000	5,500	10,500	6,000	5,000	(1,000)
Reconnect Fee	1,800	2,110	1,350	800	1,150	600	2,000	2,000	-
Penalty	4,998	5,269	4,594	4,577	4,606	4,335	5,000	6,000	1,000
Insurance Reimbursement	-	-	-	-	-	-	-	-	-
Interest Income	2,466	2,173	1,808	2,819	7,004	11,595	5,570	5,000	(570)
Bonded Interest Income	8	33	10	8	7	153	-	5,000	5,000
Miscellaneous Income	83	5,699	1,600	174	1,398	1,272	780	750	(30)
Subtotal Water Department	807,294	835,997	821,515	859,980	866,406	938,174	1,274,350	1,264,000	(10,350)

The chart below depicts the historical progression of water user fees.

Water Fund User Fees



Based on historical trends and a relatively fixed number of commercial and residential accounts, the total revenue from user fees is projected at \$1,035,000 for FY 2018-19. There is \$140,000 budgeted for transfer into the R & R.

The following table provides historical and current water fund operating budget information and % increases and decreases.

Town of Edisto Beach, South Carolina

FY 2018-19 Budget

Table 26. Water Fund Expenditures (Increase/Decrease)

Water Department									
Expenditures	Six Years Prior Actual	Five Years Prior Actual	Four Years Prior Actual	Three Years Prior Actual	Two Years Prior Actual	One Year Prior Actual	Adopted Budget	Proposed Budget	Increase (Decrease)
Overhead Costs									
Salaries and Wages	164,098	160,326	175,112	177,947	179,144	206,396	210,600	217,500	6,900
Mayor/Council	2,880	2,880	2,880	2,560	3,220	4,080	4,080	4,080	-
Retirement System	15,579	17,188	18,624	23,595	7,732	46,477	27,510	28,405	895
Payroll Taxes	13,354	12,984	14,234	14,296	14,933	16,677	17,125	17,125	-
Def Comp Expense	190	198	239	247	247	249	320	320	-
Printing/Office Supplies	1,127	736	1,220	806	761	1,126	1,200	1,200	-
Janitorial Service	360	390	428	412	414	390	420	420	-
Postage	2,633	1,188	1,071	2,141	1,187	1,129	1,000	1,000	-
Membership dues	877	799	1,020	487	597	632	700	700	-
Meetings & training	2,382	3,859	2,653	3,917	2,876	5,714	4,000	4,000	-
Electricity	41,245	45,388	46,219	44,382	43,273	44,024	48,000	48,000	-
Telephone	3,303	4,292	3,829	3,144	2,789	3,251	3,600	3,600	-
Maintenance Contracts	1,311	774	1,793	2,111	2,230	1,538	2,000	2,000	-
VCR3	3,371	2,945	4,680	5,153	4,715	5,021	5,200	5,200	-
Prof Fees/Audit, Miscellaneous	1,500	18,121	3,887	2,023	9,720	5,862	2,500	2,500	-
Custodian fees	1,616	1,000	1,185	1,185	1,185	1,238	1,625	1,625	-
Insurance General	14,168	13,245	14,235	17,108	15,315	16,710	17,000	17,000	-
Health Insurance Expense	18,076	18,948	22,302	21,367	20,873	24,186	25,000	25,000	-
Insurance Auto	2,114	1,641	1,356	1,226	1,199	1,290	1,400	1,400	-
Bank Charges	2,287	109	27	118	6	4	100	100	-
Miscellaneous Expense	517	86	627	549	755	9,468	1,105	1,000	(105)
Vehicle Gas & Oil	7,884	7,522	7,790	6,687	5,444	5,388	8,000	8,000	-

Town of Edisto Beach, South Carolina

FY 2018-19 Budget

Vehicle Repair & Maintenance	1,194	2,857	1,345	2,187	1,580	1,253	3,750	2,000	(1,750)
DHEC User Fee	15,477	17,683	17,918	17,685	17,697	17,709	18,000	18,000	-
Uniforms	234	396	842	306	234	321	750	750	-
GWS Maintenance Agreement	16,540	17,765	17,765	17,765	19,719	19,719	19,720	21,900	2,180
Sys Repair Maintenance	26,600	16,319	21,664	25,069	25,718	35,631	45,000	35,000	(10,000)
Sys Supplies & Sm Tools	1,485	4,201	4,819	5,987	3,001	5,090	6,000	5,000	(1,000)
Meters & meter supplies	11,423	11,718	9,836	14,587	11,513	11,506	15,000	12,000	(3,000)
Chemicals	30,560	23,341	23,138	10,048	14,711	17,138	25,000	25,000	-
Lab Tests	3,232	3,323	3,235	3,122	3,124	2,841	5,000	3,500	(1,500)
Equipment Purchases	1,108	1,647	1,084	1,132	1,500	(670)	1,500	1,500	-
Equipment Repair	1,684	3,017	1,863	2,442	830	2,990	8,000	3,000	(5,000)
Pipe, Hydrants Connections	2,790	4,913	2,450	5,454	1,177	755	7,400	5,000	(2,400)
2012 W/S Revenue Bond P&I	55,531	54,325	53,794	53,356	52,919	52,450	91,780	91,780	-
2017 W/S Rev Bond P/I	-	-	-	-	-	-	420,000	420,000	-
Office Machines/Software	709	540	646	646	680	650	800	800	-
Complex Building Maintenance	219	110	109	476	83	100	500	500	-
Pagers & Communication	2,422	2,353	2,951	2,830	2,195	2,292	2,700	2,700	-
Building Maintenance	1,215	1,404	3,335	568	1,044	1,086	2,000	2,000	-
Legal Fees	3,176	4,104	2,777	4,720	2,952	4,028	20,000	8,000	(12,000)
Subtotal	476,471	484,635	494,982	499,841	479,292	575,739	1,075,385	1,048,605	(26,780)
Expenditures	Six Years	Five	Four Years	Three	Two Years	One Year			
Water Department Other	Prior	Years	Prior	Years	Prior	Prior	Adopted	Proposed	Increase
	Actual	Prior	Actual	Prior	Actual	Actual	Budget	Budget	(Decrease)
Amortization Expense	7,733	10,504	6,347	6,347	6,347	6,347	-	-	-
Equip/Vehicle Depreciation	41,653	35,602	31,966	21,145	21,975	21,541	23,735	21,814	(1,921)
Depreciation Expense	117,654	117,086	125,317	90,747	85,364	78,095	-	-	-

Town of Edisto Beach, South Carolina

FY 2018-19 Budget

Renewal/Replacement	65,792	65,792	-	140,000	140,000	140,000	140,000	140,000	-
Computer Hardware/Software	1,406	2,281	1,074	1,291	1,513	1,000	1,000	927	(73)
CIP Miscellaneous	25,934	-	-	-	150,000	-	-	-	-
Subtotal	260,172	231,265	164,704	259,530	405,199	246,983	164,735	162,741	(1,994)
Expenditures	Six Years	Five	Four Years	Three	Two Years	One Year			
	Prior	Years	Prior	Years	Prior	Prior			
Water Contingency	Actual	Prior	Actual	Prior	Actual	Actual	Adopted	Proposed	Increase
		Actual		Actual			Budget	Budget	(Decrease)
Water Contingency	-	-	-	-	-	-	60,980	52,654	(8,326)
Subtotal	-	-	-	-	-	-	60,980	52,654	(8,326)
WATER FUND TOTAL	736,643	715,900	659,686	759,371	884,491	822,722	1,301,100	1,264,000	(37,100)

The following chart provides a historical snapshot of the water fund operating budget.

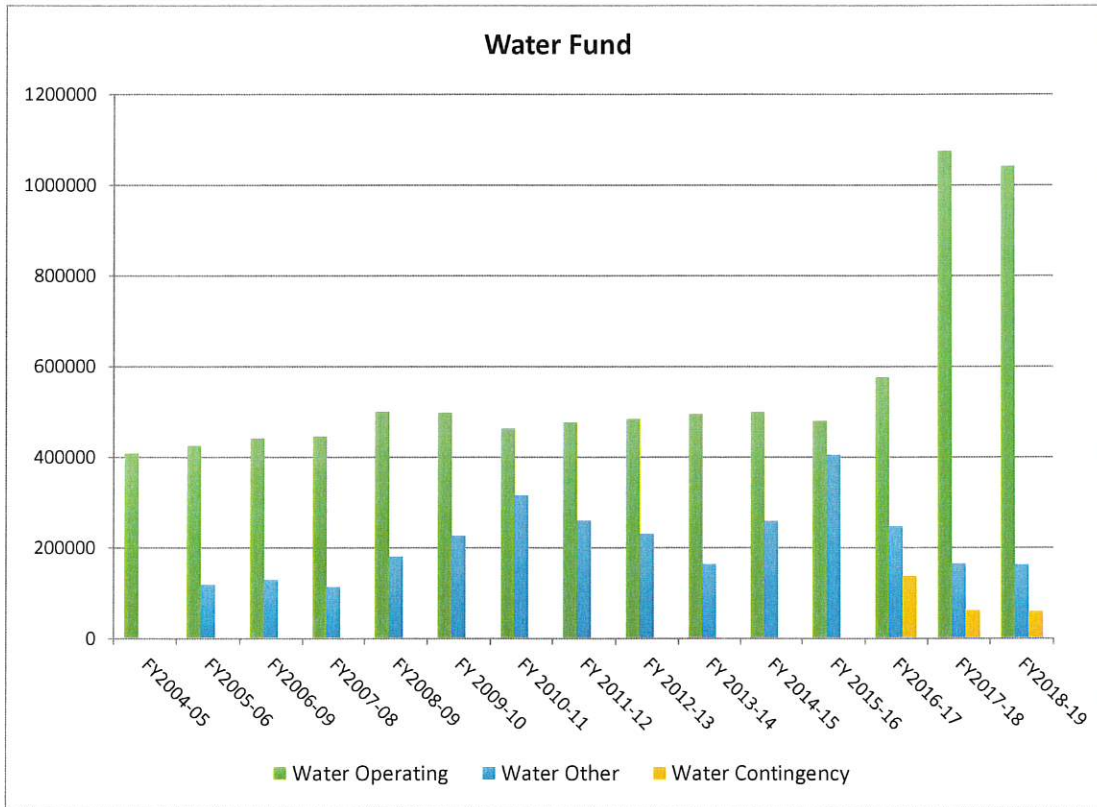


Figure 15. Water Fund Budget Comparison

The chart below breaks the water fund budget information down into categories. Forty-two percent of the total budget is directly spent on operations. Forty percent of the total budget goes towards revenue bond debt.

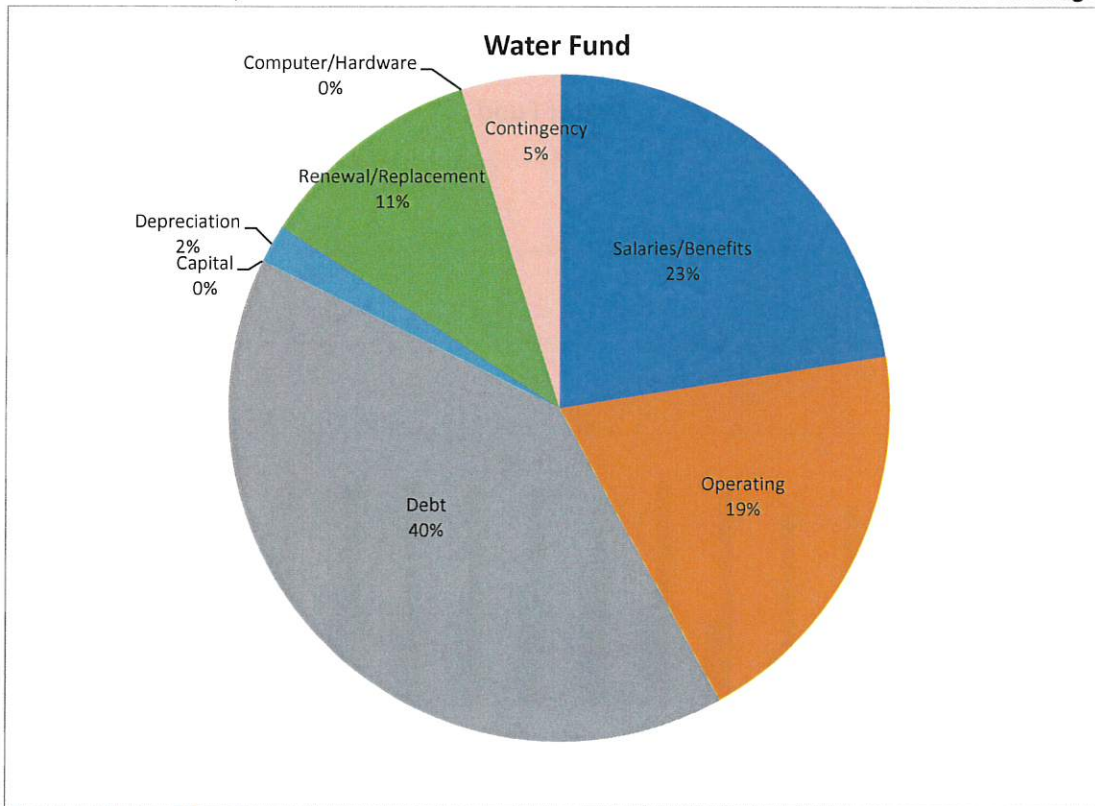


Figure 16. Water Fund Budget Graph

Water Fund Budget Highlights

The water fund total budget is \$1,264,000. This includes \$52,654 in contingency funds and debt service of \$92,450 in principal and interest payments for the 2012 revenue bonds and \$420,000 in principal and interest on the 2017 revenue bonds. Budget highlights are indicated in the table below:

Table 27. Water Fund Budget Highlights

Funding Source	Description	Amount
Water User Fees	15% rate increase	155,250
Water User Fees	Replace Computers	927
Water User Fees/prior year funds	2017 Revenue Bond	420,000
Water User Fees	Renewal and Replacement	140,000
Total		716,177

Accrued prior year funds are \$981,323.

Sewer Fund

A sewer user fee finances the sewer operations. Fees are collected semiannually. The fee is based on water consumption. The minimum fee is billed semi-annually in advance for the period beginning June 1 and for the period beginning December 1. Sewage use in excess of the minimum is billed in arrearage for the period ending May 31 and the period ending November 30

respectively. The current rates are \$208.37 for 0 gallons to 6,000 gallons and \$3.47 for each 1,000 gallons over 6,000 gallons.

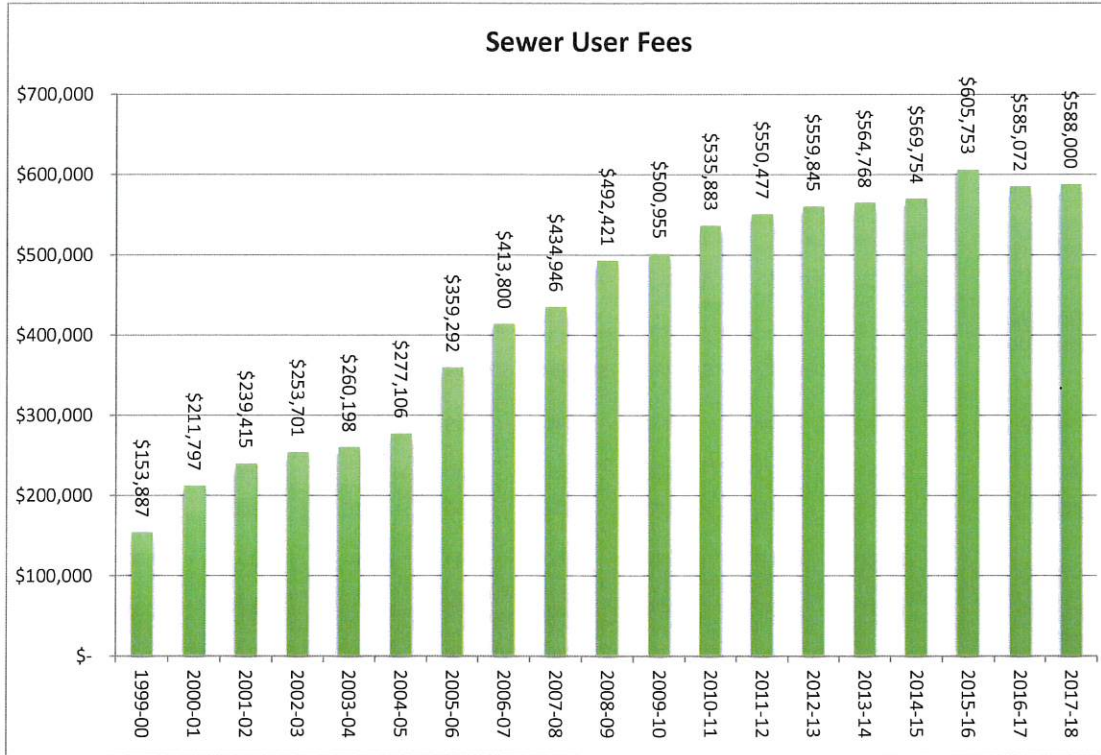
Sewer Fund Revenues

Table 28. Sewer Fund Revenues (Increase/Decrease)

Revenue	Six Years	Five Years	Four Years	Three Years	Two Years	One Year	FY 17-18	FY 2018-19	FY 2018-19
Sewer Department	Prior Actual	Prior Actual	Prior Actual	Prior Actual	Prior Actual	Prior Actual	Amended Budget	Proposed Budget	Increase (Decrease)
Approp Prior Year Sewer System User Fee	-	-	-	-	-	-	55,000	55,000	-
Grease Trap Fee	550,477	559,845	564,768	569,754	605,753	585,072	588,000	588,000	-
Tap In Fee	2,000	2,000	2,000	1,980	1,944	2,000	2,000	2,000	-
Reconnect Fee	7,500	2,500	5,000	5,000	5,000	-	5,000	5,000	-
Penalty	450	324	400	250	250	100	300	300	-
Interest Income	3,142	2,914	2,379	2,857	2,844	2,480	3,000	3,000	-
Miscellaneous Income	1,297	1,194	779	1,220	2,799	4,578	2,785	1,000	(1,785)
Subtotal Sewer Department	-	-	-	156	228	196	-	-	-
	564,866	568,777	575,326	581,217	618,818	594,426	656,085	654,300	(1,785)

The last rate increase was in June 2015 by 5%. Based on historical trends and a relatively fixed number of commercial and residential accounts, this revenue source is projected at \$588,000 for FY 2018-19.

The graph below depicts the historical progression of sewer user fees.



The Sewer Fund budget is \$654,300. This includes a contingency of \$18,759.

Accrued prior year funds are \$689,116.

The table below provides historical and current sewer fund operating budget information and % increase and decrease.

Table 29. Sewer Fund Expenditures (Increase/Decrease)

Sewer Department	11-12	12-13	13-14	14-15	15-16	15-16	17-18	18-19	18-19
Expenditures	Six Years	Five	Four Years	Three	Two Years	One Year			
	Prior	Prior	Prior	Prior	Prior	Prior	Amended	Proposed	Increase
	Actual	Actual	Actual	Actual	Actual	Actual	Budget	Budget	(Decrease)
Salaries and Wages	164,098	160,327	175,112	177,948	179,145	206,397	210,600	217,500	6,900
Mayor/Council	2,880	2,880	2,880	2,560	3,220	4,080	4,080	4,080	-
Retirement system	15,578	17,187	18,623	23,594	7,731	46,455	27,510	28,405	895
Payroll Taxes	13,353	12,982	14,232	14,294	14,932	16,676	17,125	17,125	-
Def Comp Expense	190	198	239	247	247	249	320	320	-
Printing/Office Supplies	1,095	736	1,220	806	761	942	1,200	1,200	-
Janitorial Services	360	390	428	412	414	390	420	420	-
Postage	2,633	1,188	1,071	1,183	1,187	1,129	1,000	1,000	-
Membership dues	767	757	1,040	582	472	617	700	700	-
Meetings & training	764	3,542	6,446	2,264	1,884	3,036	4,000	4,000	-
Electricity	45,771	41,312	42,902	49,625	51,155	51,999	52,000	52,000	-
Telephone Expense	1,722	996	1,005	1,074	818	950	1,500	1,500	-
Maintenance Contracts	1,311	774	1,793	2,111	2,230	1,538	2,000	2,000	-
VCR3	3,371	2,945	4,680	5,152	4,715	5,021	5,200	5,200	-
Prof Fees/Audit, Misc	1,500	5,558	1,660	1,688	2,020	17,297	2,500	2,500	-
Insurance General	14,795	14,795	16,068	19,030	16,932	18,197	20,000	20,000	-
Health Insurance Expense	18,075	18,947	22,302	21,367	20,887	24,186	25,000	25,000	-
Insurance Auto	2,114	1,641	1,356	1,226	1,199	1,290	1,400	1,400	-
Bank Charges	-	15	25	91	-	-	100	100	-

Town of Edisto Beach, South Carolina

FY 2018-19 Budget

Miscellaneous Expense	385	12	475	256	442	9,434	769	1,000	231
Vehicle Gas & Oil	8,571	8,311	8,552	6,693	5,444	6,267	8,000	7,000	(1,000)
Vehicle Repair & Maintenance	1,191	2,696	1,264	2,158	512	1,248	3,750	2,000	(1,750)
DHEC User Fee	1,190	1,128	1,065	1,190	1,190	1,190	1,200	1,500	300
Uniforms	234	396	842	306	216	315	750	750	-
Sys Repair Maintenance	29,188	12,988	14,439	27,654	35,421	38,950	35,000	35,000	-
Sys Supplies & Sm Tools	4,880	5,437	4,996	4,816	5,639	3,975	5,000	5,000	-
Chemicals	12,477	8,023	7,298	13,552	13,601	24,867	25,000	25,000	-
Lab Tests	6,540	6,639	7,737	10,270	15,707	14,360	19,000	19,000	-
Equipment Purchases	2,479	2,223	2,856	1,734	3,000	2,747	3,000	3,000	-
Equipment Repair	2,836	4,023	4,735	3,856	4,584	5,376	5,000	5,000	-
Office Machines/Software	709	540	646	646	680	650	800	800	-
Complex Building Maintenance	219	110	109	476	83	100	500	500	-
Pagers & Communication	2,121	1,601	1,683	1,452	947	1,462	1,800	1,800	-
Building Maintenance	1,134	1,391	3,381	619	1,813	1,573	4,000	2,000	(2,000)
Legal Fees	3,176	63,877	2,777	4,720	2,952	4,028	4,000	4,000	-
Subtotal	367,707	406,565	375,937	405,652	402,180	516,991	494,224	497,800	3,576
Expenditures	Six Years	Five Years	Four Years	Three Years	Two Years	One Year			
Sewer Department	Prior	Prior	Prior	Prior	Prior	Prior	Adopted	Proposed	Increase
	Actual	Actual	Actual	Actual	Actual	Actual	Budget	Budget	(Decrease)
Equip/Vehicle Depreciation	37,292	33,614	33,280	22,460	20,485	20,048	17,300	21,814	4,514
Depreciation Expense	70,663	69,023	71,544	72,817	67,889	66,304	-	-	-
Renewal/Replacement	60,793	60,793	-	50,000	100,000	-	60,000	60,000	-
Computer Hardware/Software	1,406	2,281	1,074	1,291	1,513	1,000	1,000	927	(73)

Town of Edisto Beach, South Carolina

FY 2018-19 Budget

CIP Miscellaneous	32,561	161,751	3,375	-	-	25,501	55,000	55,000	-
Subtotal	202,715	327,462	109,273	146,568	189,887	112,853	133,300	137,741	4,441
Sewer Contingency	-	-	-	-	-	-	26,776	18,759	(8,017)
Subtotal	-	-	-	-	-	-	26,776	18,759	(8,017)
SEWER TOTAL FUND	570,422	734,027	485,210	552,220	592,067	629,844	654,300	654,300	-

The following chart provides a historical snapshot of the sewer fund operating budget:

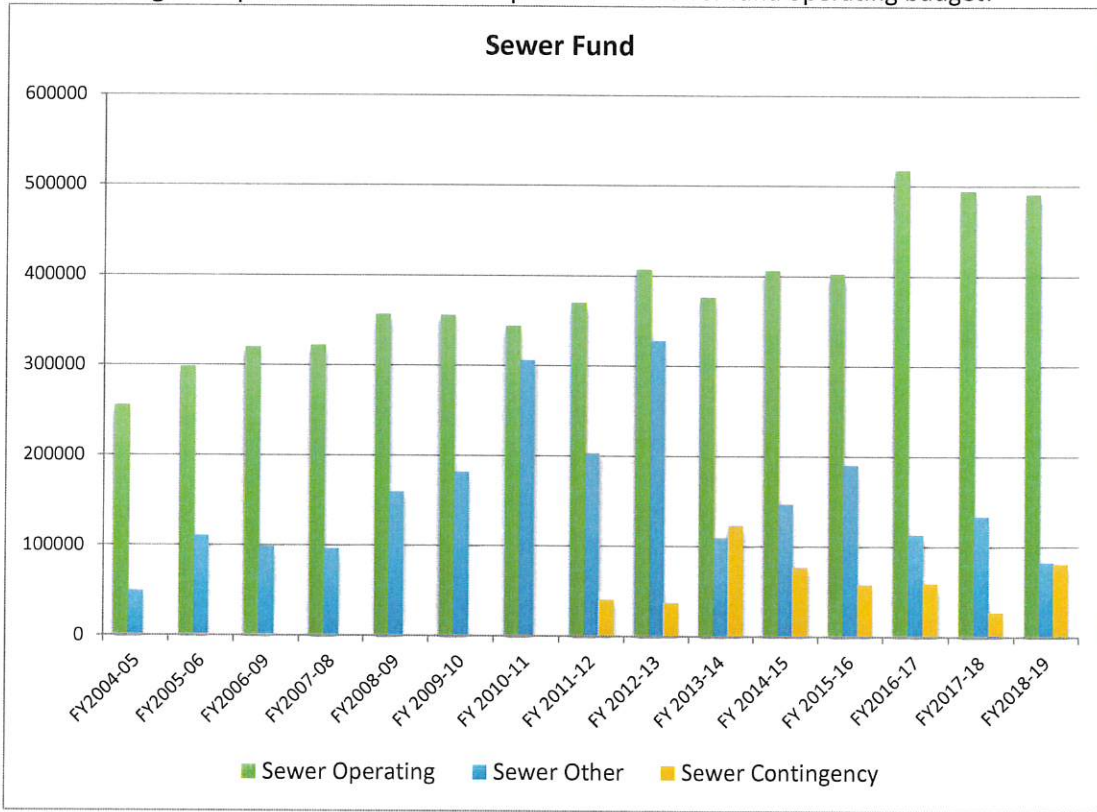


Figure 17. Sewer Fund Budget Comparison Graph

The chart below breaks the sewer fund budget information down into categories. Seventy-six percent of the total budget is spent on operations.

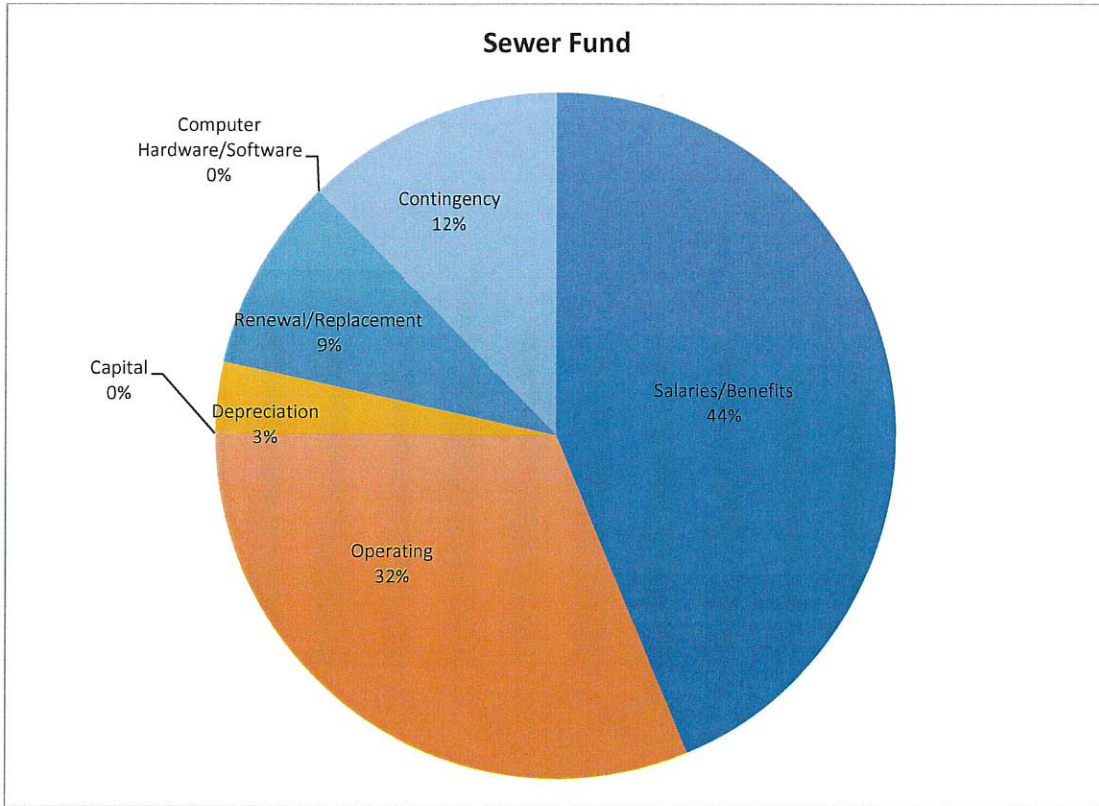


Figure 18. Sewer Fund Budget Graph

Highlighted changes are listed below.

Table 30. Sewer Fund Budget Highlights

Funding Source	Description	Amount
Sewer Prior Year Funds	Rehab manholes, Rehab Tract M pump house	55,000
Sewer User Fees	Renewal and Replacement	60,000
Sewer User Fees	Computer Hardware	927
	Total	115,927

Sewer and Water Capital Improvement Plan

Projects identified during the year are input into a Capital Improvement Plan and this plan is reviewed and updated semi-annually.

Table 31. Utilities Capital Improvement Plan

**Town of Edisto Beach Capital Improvement Plan (CIP)
Capital Project Expenditures Budget Estimates**

Sewer Capital Improvement Plan

Priority #	Item Description	Category	Estimate	Year
1	Lift Station C	Sewer	\$35,000.00	FY 2018-19
2	Lift Station Pompano	Sewer	\$46,000.00	FY 2018-19
5	Lift Station Docksite	Sewer	\$22,000.00	FY2021-22
3	Lift Station A	Sewer	\$116,000.00	FY2019-20
4	Lift Station Summerwinds	Sewer	\$98,000.00	FY2020-21
6	Lift Station Ridge	Sewer	\$40,000.00	FY2021-22
7	Lift Station Bay Creek	Sewer	\$6,000.00	FY2021-22
8	Lift Station Lee Street	Sewer	\$40,000.00	FY2022-23
9	Lift Station Cheehaw	Sewer	\$30,000.00	FY2022-23
10	Lift Station Fat Jacks	Sewer	\$48,000.00	FY2022-23
11	Replace aerators with energy efficient	Sewer	\$51,000.00	TBD
Subtotal			\$497,000.00	

Water Capital Improvement Plan

Priority #	CIP Item Description	Category	Estimate	Year
1	Booster Pump Upgrades	Water	\$100,000.00	FY 2019-20
2	Fort Street Water Lines	Water	\$120,000.00	TBD
3	Bay Point Water Lines	Water	\$75,000.00	TBD
4	Dorothy Street Water Lines	Water	\$75,000.00	TBD
5	Cheehaw Street Water Lines	Water	\$75,000.00	TBD

Subtotal \$445,000.00

Debt (Enterprise Fund)

Debt (Enterprise Fund)

The Town renegotiated the Town’s Revenue Refunding and Improvement Bonds, Series 1999, when interest rates were at an extremely low level. The Series 2012 bonds were negotiated for a 30-year term that closes in 2042. The amount of the Series 2012 bonds is \$1,675,000 with annual payments of \$88,794 and a principle payment of \$35,000 due every year until 2016. The net interest rate is 3.2%. Debt service funding in the amount of \$94,935.83 from the Series 1999 bonds was transferred into the Series 2012 to fund the new Debt Service Reserve Fund. The \$125,355 currently on deposit with US Bank, the trustee, will be used to pay future debt service. The cumulative savings of refunding the Series 1999 Bond was \$181,726.06. Edisto Beach received a net present value benefit of \$97,384.85 in the transaction. This transaction essentially reduced the Town of Edisto Beach’s debt by 8.813% on the Series 1999 Bonds. The cost of issuance was \$68,536.39 distributed as follows:

Series 2012 Bond Distributions	Description	Amount
US Bank	Trustee/Paying Agent Services	1,000
US Bank	Escrow Agent	350
US Bank	Custody Fee	350
Howell Linkous & Nettles, LLC	Bond Counsel Services	25,000
Howell Linkous & Nettles, LLC	Disclosure Counsel Services	12,500
Howell Linkous & Nettles, LLC	Expenses	500
Duffie Law Firm, PA	Town Attorney Services	7,500
Philip B. Seaton	Underwriter’s Counsel	5,000
S & P Financial Services, LLC	Rating Agency	10,000
Financial Press LLC	Electronic posting and printing	2,436.39
Alluvion Securities	CUSIP’s	400
Alluvion Securities	DTC	500
Alluvion Securities	Clearing Services	3,000
	Total	68,536.39

Revenue debt must be payable solely from a revenue-producing project or from a special source, which source does not involve revenues from any tax or license. It is not subject to the 8% debt limit. Revenue bonds may include water, sewer, waste disposal, natural gas, electrical generation and distribution, hospitals, piers, docks, terminals, airports, toll roads, markets, auditoriums and other publicly owned enterprises. At closing, \$429,099 was transferred to Enterprise Bank as custodian for the Series 2012 Construction Fund. The construction fund for this bond is closed.

The Town issued \$7,255,000 combined water and sewer system revenue bonds series 2017 in June 2017 for the Water Improvement Project. The bond interest rates vary from 2% to 3.7% with various terms. The final maturity term is January 15, 2047.

Table 32. 2017 Bond Distributions

Series 2017 Bond Distributions	Description	Amount
Raymond James and Oppenheimer	Trustee/Paying Agent Services	47,157.50
Howell Linkous & Nettles, LLC	Disclosure Counsel	17,500

Town of Edisto Beach, South Carolina		FY 2018-19 Budget
Howell Linkous & Nettles, LLC	Bond Counsel	55,000
Municipal Advisors Group of Boston	Financial Advisor (Structuring)	77,616
Municipal Advisors Group of Boston	Financial Advisor (financial, regulatory and supplemental disclosure and due diligence)	15,196.50
Haynsworth Sinkler Boyd, P.A.	Underwriter's Counsel	20,000
S & P Financial Services, LLC	Rating Agency	18,000
American Engineering	Rate Study	8,900
Financial Press LLC	Electronic posting and printing	1,706.72
K Eve McCoy, C.P.A	Procedures	4,000
	Total	265,076.72

Each year, the water and sewer system analytics must be updated and reported on EMMA®. The EMMA® website is funded and operated by the Municipal Securities Rulemaking Board (MSRB), the self-regulatory organization charged by Congress with promoting a fair and efficient municipal securities market. EMMA® is designated by the U. S. Securities and Exchange Commission as the official source for municipal securities data and disclosure documents. The website provides free public access to objective municipal market information and interactive tools for investors, municipal entities and others. EMMA® supports municipal market transparency but is not a platform for buying or selling bonds. The Electronic Municipal Market Access website, or EMMA®, is the official repository for information on virtually all municipal securities. EMMA provides free public access to official disclosures, trade data, credit ratings and other resources and tools for understanding the municipal securities market. EMMA® is an award-winning website, recognized by the National Federation of Municipal Analysts and the National Association of State Treasurers' State Debt Management Network. The Municipal Securities Rulemaking Board (MSRB) operates the EMMA® website under authority granted by the U.S. Securities and Exchange Commission (SEC).

Miscellaneous

Beach Nourishment

The Beach Nourishment and Groin Lengthening project was completed in June 2017. Through a combination of South Carolina Parks Recreation and Tourism (SCPRT) grant funding (\$6,800,000), Colleton County Capital Project Sales Tax Funds (\$4,000,000), SCPRT partnership funds (\$3,270,000), FEMA reimbursements (\$1,406,869 Joaquin) and (\$1,458,314 Matthew) and the Town's \$3,000,000 in beach preservation funds, the Town was able to complete this project without having to borrow funds, raise taxes or assess homeowners for the additional costs.

Town of Edisto Beach, South Carolina

FY 2018-19 Budget

Table 33. Beach Nourishment Expenditures

DATE	INVOICE	PAYMENT	VENDOR	PAID DATE	DESCRIPTION
10/22/2015	15-10-24151	10,000.00	COASTAL SCIENCE	11/16/2015	
01/31/2016	16-01-2416	7,449.13	COASTAL SCIENCE	03/11/2016	
02/29/2016	16-02-2416	7,873.00	COASTAL SCIENCE	03/24/2016	
03/31/2016	16-03-2416	11,986.34	COASTAL SCIENCE	05/05/2016	
04/30/2016	16-04-2016	11,619.28	COASTAL SCIENCE	06/28/2016	
05/31/2016	16-05-2416	10,693.23	COASTAL SCIENCE	07/11/2016	
06/30/2016	16-06-2416	10,151.71	COASTAL SCIENCE	08/09/2016	
07/31/2016	16-07-2416	7,838.68	COASTAL SCIENCE	08/29/2016	
08/31/2016	16-08-2416	1,596.00	COASTAL SCIENCE	10/04/2016	
08/31/2016	16-08-2416	64,763.17	COASTAL SCIENCE	10/04/2016	PHASE 2
09/30/2016	16-09-2416	44,642.00	COASTAL SCIENCE	11/16/2016	PHASE 2
10/31/2016	16-10-2416	105,885.03	COASTAL SCIENCE	12/05/2016	PHASE 2
11/30/2016	16-11-2416	54,731.00	COASTAL SCIENCE	01/09/2017	PHASE 2
12/31/2016	16-12-2416	35,763.12	COASTAL SCIENCE	02/09/2017	PHASE 2
01/13/2017	17-01-2416	59,372.75	COASTAL SCIENCE	03/09/2017	PHASE 2
01/27/2017	M-1	1,449,306.00	MARINEX CONSTRUCTION	01/31/2017	NOURISHMENT
02/07/2017	C-1	1,155,812.46	CROWDER CONSTRUCTION	02/09/2017	GROIN
02/09/2017	16-12-2416	35,763.12	COASTAL SCIENCE	03/09/2017	PHASE 2
03/09/2017	17-01-2416	59,372.75	COASTAL SCIENCE	03/09/2016	PHASE 2
03/14/2017	M-2	4,569,091.53	MARINEX CONSTRUCTION	03/24/2017	NOURISHMENT
03/16/2017	C-2	716,093.45	CROWDER CONSTRUCTION	03/24/2017	GROIN
03/24/2017	17-02-2416	71,027.86	COASTAL SCIENCE	03/24/2017	PHASE 2
04/13/2017	M-3	2,867,521.49	MARINEX CONSTRUCTION	04/17/2017	NOURISHMENT
04/13/2017	C-3	467,864.94	CROWDER CONSTRUCTION	04/17/2017	GROIN
04/30/2017	17-04-2416	89,631.52	COASTAL SCIENCE	06/15/2017	PHASE 2
05/05/2017	17-03-2416	86,144.90	COASTAL SCIENCE	05/05/2017	PHASE 2
05/08/2017	M-4	3,312,853.62	MARINEX CONSTRUCTION	05/09/2017	NOURISHMENT
05/09/2017	C-4	1,018,079.31	CROWDER CONSTRUCTION	05/11/2017	GROIN
05/31/2017	17-05-2416	61,922.49	COASTAL SCIENCE	07/14/2017	PHASE 2
06/07/2017	C-5	1,142,679.12	CROWDER CONSTRUCTION	06/13/2017	GROIN
06/10/2017	C-6	909,970.72	CROWDER CONSTRUCTION	06/29/2017	GROIN
07/19/2017	CO3	6,930.00	CROWDER CONSTRUCTION	06/19/2017	GROIN
07/28/2017	40969	105,555.50	EARTHBALANCE	07/07/2017	SAND FENCE/PLANTS
08/14/2017	17-06-2416	25,081.63	COASTAL SCIENCE	08/23/2017	PHASE 2
09/18/2017	17-07-2416	7,095.08	COASTAL SCIENCE	09/18/2017	PHASE 2
10/06/2017	17-08-2416	23,416.04	COASTAL SCIENCE	10/06/2017	PHASE 2
09/30/2017	17-09-2416	15,417.54	COASTAL SCIENCE	11/30/2017	PHASE 2
11/30/2017	17-11-2416	5,384.01	COASTAL SCIENCE	01/23/2018	PHASE 2

18,220,756.65

TOTALS

Water Improvement Project

The Water Improvement Project was delayed by Hurricane Matthew and then again by legal action taken against the Town regarding the zoning of the lots. These issues have since been resolved and the project is scheduled for completion mid-summer 2019. This project will address water quality and demand issues.

Hurricane Matthew

Hurricane Matthew caused moderate to severe damage to Edisto Beach in October 2016. As a result, the budget was amended by \$1,000,000 to pay for storm damages. Although the Town was eligible for Federal Emergency Management Agency (FEMA) public assistance funding, the process to apply for 75% reimbursement of expenditures is often tedious and lengthy. The Town continues to work with FEMA on project closeout. Below are costs associated with Hurricane Matthew including reimbursements:

Town of Edisto Beach, South Carolina

FY 2018-19 Budget

Table 34. Hurricane Matthew Expenditures

Project	Project Status	Cost	Non-federal Share	Federal Share	Insurance	Amount FEMA Reimbursed	Amount State Reimbursement	Notes	Completed
Emergency Protective Measures	100%	\$ 151,327.21	\$ 37,891.80	\$ 113,495.41		\$ 105,895.92	\$ 35,298.64		10/28/2016
Emergency Berm on Beach	100%	\$ 712,404.00	\$ 178,101.00	\$ 534,303.00		\$ 400,727.50		Match provided by SC Check 142966596	11/11/2016
						\$ 133,575.83	\$ 178,101.00		
Debris-Removal Town	100%		\$ 12,943.00						
Debris-Removal PPDR	100%	\$ 105,163.90	\$ 21,032.78	\$ 84,131.12		\$ 84,131.12	\$ 21,032.78	Completed	04/30/2017
Beach Nourishment	100%	\$ 1,944,419.41	\$ 486,104.85	\$ 1,458,314.56		\$ 1,458,314.56	\$ 486,104.85	Completed	03/06/2017
Donated Resources	100%	\$ (29,896.13)						Obligated Requested payment	
Jungle Shores Water Line	100%	\$ 7,125.00	\$ 1,781.25	\$ 5,343.75	Denied	\$ 5,343.75	\$ 1,761.25	Completed	11/02/2016
Walkover Repairs	75%	\$ 47,511.25	\$ 11,877.81	\$ 35,633.44		\$ 35,633.44	\$ 11,877.81	Completed	07/31/2017
Fence at Bay Creek	100%	\$ 844.50	\$ 211.13	\$ 633.38	Denied	\$ -		Below FEMA Threshold/Not Insured	
Wellfield	100%	\$ 53,615.26	\$ 13,403.82	\$ 40,211.45		\$ 40,211.45	\$ 13,403.81	Completed	
Generator Repair Well #6	100%	\$ 2,354.75	\$ 738.69	\$ 2,216.06	Denied	\$ -		Paid under Category B	
Bike Path	100%	\$ 6,644.22	\$ 1,661.06	\$ 4,983.17		\$ 4,983.17	\$ 1,661.05	Completed	03/07/2016
Lift Station B Check Valves	100%	\$ 4,954.04	\$ 1,238.51	\$ 3,715.53	\$ 2,353.55			Below FEMA Threshold	
Repair damaged beach accesses	100%	\$ 98,745.00	\$ 24,686.25	\$ 74,058.75				Completed	07/05/2017
Stabilize Beach Accesses	100%	\$ 50,075.00	\$ 12,518.75	\$ 37,556.25		\$ 117,593.78	\$ 39,197.93	Completed	07/05/2017
Stabilize Roads & Signs	100%	\$ 21,368.22	\$ 5,492.06	\$ 16,476.17		16476.17	\$ 5,492.06	Completed	
Lee Street Lift Station	100%	\$ 4,592.61			\$ 3,592.16	\$ 3,592.16		Insurance only \$1,000 deductible	
Bay Creek Sewer	100%	\$ 1,520.00	\$ 380.00	\$ 1,140.00				Below FEMA Threshold	
Water Meters	100%	\$ 6,049.32	\$ 1,512.48	\$ 4,537.44		\$ 4,537.44	\$ 1,512.48	Completed	03/14/2017
Well No. 2	100%	\$ 6,050.00			\$ 4,526.20	\$ 4,526.20		Insurance only below FEMA Threshold	
Walkover Repairs (1B & 29)	100%	\$ 6,105.00	\$ 1,526.25	\$ 4,578.75		\$ 4,578.75	\$ 1,526.25		

Hurricane Irma

Hurricane Irma impacted Edisto Beach on September 11, 2017. This was the third major storm to impact Edisto Beach in three years. The Town continues to work with the Federal Emergency Management Agency to draft worksheets for these damages. To date, no project worksheets have been finalized.

Town of Edisto Beach, South Carolina

FY 2018-19 Budget

Table 35. Hurricane Irma Damages

Project	Category	Project Status	Project Worksheet	Town Check No.	Cost	Non-federal Share	Federal Share	Insurance Check No.	Amount Reimbursed
Emergency Protective Measures	B	100%			\$ 82,422.48	\$ 20,605.62	\$ 61,816.86		
Emergency Berm on Beach	B	100%		50299	\$ 11,037.00	Completed			\$ -
				50300	\$ 20,940.00	Completed			
				50301	\$ 11,600.00	Completed			
				50302	\$ 2,637.50	Completed			
				50531	\$ 2,725.00	Completed			
				50531	\$ 15,620.00	Completed			
				50531	\$ 20,240.00	Completed			
				50531	\$ 4,755.00	Completed			
				50531	\$ 1,736.50	Completed			
Total Beach Berm	B				\$ 91,291.00	\$ 22,822.75	\$ 68,468.25		\$ -
Beach Nourishment	G				\$1,310,520.00	\$ 327,630.00	\$ 982,890.00		\$ -
Donated Resources					\$ (1,620.22)		\$ -		\$ -
Lift Station B	F	Tencarva	667474	50468	\$ 14,478.88	Completed		Denied 57,726.08	\$ -
		Tencarva	667327	50467	\$ 14,407.20	Completed			
		Tencarva	675218	50729	\$ 1,020.00	Completed			
		Blake Electric	5138	50702	\$ 27,820.00	Completed			
Total Lift Station B					\$ 57,726.08	\$ 14,431.52	\$ 43,294.56		
Generator Well 6	F	Generator Services	17-14072	50503	\$ 9,820.26	\$ 2,455.07	\$ 7,365.20	Denied	\$ -
Camera System	Insurance	TSC	69012	50275	\$ 212.93	Completed		Paid 44433	\$ 5,970.52
		TSC	31844	50520	\$ 6,970.92	Completed		45053	
		TSC	69136	50341	\$ 172.50	Completed			
Total Camera					\$ 7,356.35				
Beach Accesses	G				\$ 65,000.00	\$ 16,250.00	\$ 48,750.00		\$ -
Sand Fence and Plantings	G				\$ 100,000.00	\$ 25,000.00	\$ 75,000.00		\$ -

Town of Edisto Beach, South Carolina

FY 2018-19 Budget

Tennis Court surface	D	\$ 12,000.00	\$ 3,000.00	\$ 9,000.00	\$ -
Tennis Court Fence		\$ 2,850.00	\$ 712.50	\$ 2,137.50	Completed
Fence Convenience Station	D	\$ 5,500.00	\$ 1,375.00	\$ 4,125.00	Completed
Fence Well field	D	\$ 2,300.00	\$ 575.00	\$ 1,725.00	
Groins	G	\$ 221,500.00	\$ 55,375.00	\$ 166,125.00	Estimated
		\$1,959,309.60	\$ 490,232.46	\$ 1,470,697.37	

Budget Highlights

Budgets

General Fund	5,123,452
Water Fund	1,264,000
Sewer Fund	654,300
Civic Center Fund	72,197
Total	7,113,949

Some factors impacting the budget are:

General Fund Revenues:

- The Town’s total millage rate is 23.44 mills.
- Tourism Taxes are trending upward.

General Fund Expenditures:

- A 2.0% increase in retirement contributions is included to offset pension liability.
- Health insurance was increased by 8.5%.
- The Administrative Assistant was moved to Municipal Court Clerk. The Municipal Court Clerk was promoted to a newly created position of Administrative Manager.

General Fund Service Changes	Amount	Account
General Fund-Reorganize and adjust salary disparities	40,887	.1010
General Govt Other-Capital Improvements (Listed in the next table)	24,500	4110.6500
Fire-Added back fire engine maintenance (had been paid by vehicle equipment replacement until Polaris funds were expended)	9,778	4700
General Fund-Replace 5 computers (5 laptops)	12,323	4110.6310
Total	87,488	

Capital Projects

ADM-Bay Creek Park Landscaping and parking lot	2,000
ADM-Siding on Heritage Building	10,000
ADM-Move Fence landscape new parking area	3,000
ADM-Turtle friendly lighting	9,500
Total	24,500

Prior Year Funds

General Fund	3,247,734
Water Fund	981,323
Sewer Fund	689,116

Contingencies

General Fund	642,780
Water Fund	52,654
Sewer Fund	18,759

General Fund & Special Appropriations:

Item	Amount	Fund
Chamber Marketing (Expanded Off Season)	10,288	ATAX 65% PY
Beach Patrol	10,677	ATAX 65% PY
Hydrological Study	70,000	ATAX 65%
Sponsorships	22,000	Alcohol Permitting
Beach Preservation (prior years)	906,446	Local Accommodations PY
Beach Preservation	200,000	Local Accommodations
Bell Bond Debt	175,000	Local Acc. Fund \$50,000 ATAX PY Encumbered \$50,000 Hospitality Funds \$25,000 General Fund \$50,000
General Fund (Tourism related)	100,000	Local Accommodations
Beach Monitoring (2 Years)	101,268	Local Accommodations PY
Beach Stabilization (Phase 2)	110,835	Local Accommodations PY
Code Red	5,000	Hospitality
Beach Walkover Repair	1,453	Hospitality PY
General Fund (Tourism Related)	100,000	Hospitality
2006 Fast Lane Dump Trailer	7,950	Vehicle/Equipment Replacement
Refurbish E-1 Ladder Truck	250,000	Vehicle/Equipment Replacement

Water Fund

1. The water rates were increased by 15% in May 2018 to fund the Series 2017 bond issue. The first increase was May 2017.

Sewer Fund

1. The sewer rates were not increased in FY 2017-18.

Water and Sewer Fund Capital Improvements, New Services, Other

Service	Amount	Funding Source
2% Increase Retirement	895	Water User Fees
	895	Sewer User Fees
Computers	927	Water User Fees
	927	Sewer User Fees
2017 Series Bond	50,000	Water Prior Year
2017 Series Bond	370,000	Water User Fees
CIP Miscellaneous (Rehab manholes, Tract M pump house)	55,000	Sewer Prior Year
Water Improvement Project	50,000	PY Water R&R
Lift Station Pompano	46,000	PY Sewer R & R
Lift Station C	35,000	Sewer R & R

The Town of Edisto Beach has made remarkable progress regardless of being impacted by three Hurricanes in three years. Completing the beach nourishment project immediately following

Hurricane Matthew was an extraordinary accomplishment and the Town received the 2018 Achievement Award from the Municipal Association of South Carolina in recognition for this project. We are thankful that tourism remains strong, although we have faced many challenges.

Our accomplishments can be attributed to the hard-work and due diligence of those who work for and serve the community known as Edisto Beach. This includes those who volunteer to serve on boards and committees and those who challenge us to look beyond the obvious to solve the challenges of the Town. Staff have been resilient through all of these challenges and continue to stay on course with storm recovery and capital improvements.

This coming year, we will begin the water improvement project to improve water supply, storage and quality. This has been a Town goal for many years and completion is expected by mid-summer in 2019. In addition, we are excited that the funding issues for the long-planned Myrtle Street drainage project and paving of the end of Myrtle and Sunset Streets have been resolved by working cooperatively with the South Carolina Department of Transportation. This project is scheduled to begin either late summer or early fall of 2018 and the project has already been awarded to J. R. Wilson Construction.

I am extremely proud of our accomplishments in the face of many obstacles. Thank you for allowing me to continue to serve the citizens of Edisto Beach and carry out your vision for the Town of Edisto Beach.

Respectfully,



Iris Hill

Town Administrator